




















































































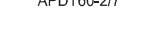
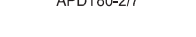














		2'-8 1/4" [819]	3'-2 1/4" [972]	4'-2 1/4" [1276]	5'-0" [1524]	6'-0" [1829]	8'-0" [2438]
		31 1/4" [794]	37 1/4" [946]	49 1/4" [1251]	59" [1498]	71" [1802]	95" [2412]
		25 1/4" [642]	31 1/4" [794]	43 1/4" [1099]	25 1/4" [642]	31 1/4" [794]	43 1/4" [1099]
		FIXED UNITS			OPERATING UNITS		
OPENING	6'-8" [2032]						
	79 3/8" [2016]	APDSL2868	APDSL3268	APDSL4268	APD5068 RF*	APD6068 RF*	APD8068 RF*
	70 3/8" [1788]						
FRAME	6'-11" [2109]						
	82 3/8" [2093]	APDSL28611	APDSL32611	APDSL42611	APD50611 RF*	APD60611 RF*	APD80611 RF*
	73 3/8" [1865]						
GLASS	8'-0" [2439]						
	95 3/8" [2423]	APDSL2880	APDSL3280	APDSL4280	APD5080 RF*	APD6080 RF*	APD8080 RF*
	86 3/8" [2195]						

NOTE:

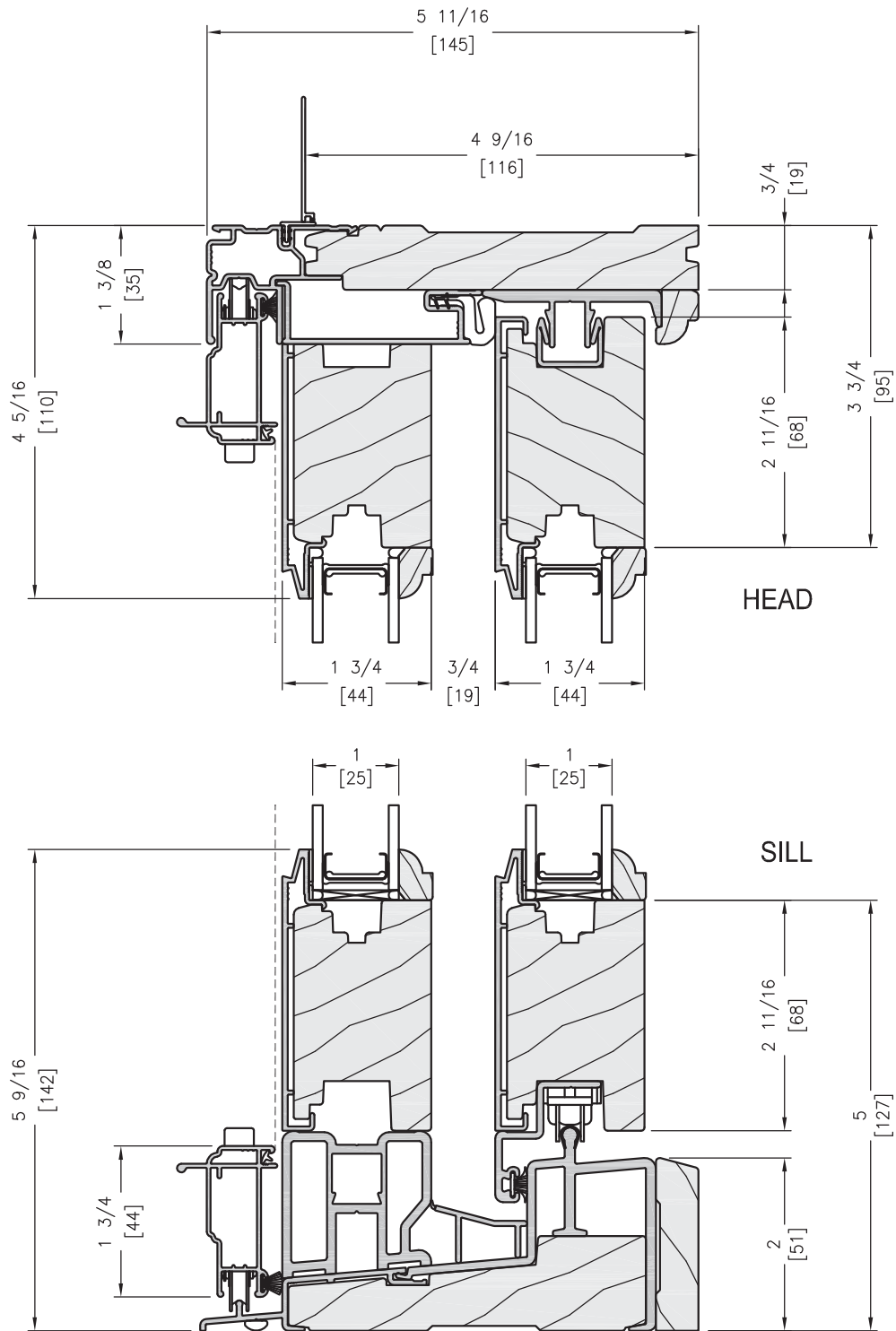
" F " DENOTES A FIXED PANEL, " R " DENOTES THE ROLLING PANEL, AS VIEWED FROM THE EXTERIOR OF THE DOOR.
ALL " RF " DOORS SHOWN ARE ALSO AVAILABLE AS " FR "

		31 1/4" [794]	37 1/4" [946]	49 1/4" [1251]	59" [1498]	71" [1802]	95" [2412]	
		25 1/4" [642]	31 1/4" [794]	43 1/4" [1099]	53" [1346]	65" [1650]	89" [2260]	
FRAME GLASS	15 3/4" [400]	 APDT28/4	 APDT32/4	 APDT42/4	 APDT50/4	 APDT60/4	 APDT80/4	
	19 11/16" [500]	 APDT28/5	 APDT32/5	 APDT42/5	 APDT50/5	 APDT60/5	 APDT80/5	
	23 5/8" [600]	 APDT28/6	 APDT32/6	 APDT42/6	 APDT50/6	 APDT60/6	 APDT80/6	
	27 9/16" [700]	 APDT28/7	 APDT32/7	 APDT42/7	 APDT50/7	 APDT60/7	 APDT80/7	
	31 1/2" [800]	 APDT28/8	 APDT32/8	 APDT42/8	 APDT50/8	 APDT60/8	 APDT80/8	
	35 7/16" [900]	 APDT28/9	 APDT32/9	 APDT42/9	 APDT50/9	 APDT60/9	 APDT80/9	
	39 3/8" [1000]	 APDT28/10	 APDT32/10	 APDT42/10	 APDT50/10	 APDT60/10	 APDT80/10	
	43 5/16" [1100]	 APDT28/11	 APDT32/11	 APDT42/11	 APDT50/11	 APDT60/11	 APDT80/11	
	47 1/4" [1200]	 APDT28/12	 APDT32/12	 APDT42/12	 APDT50/12	 APDT60/12	 APDT80/12	
		9 3/4" [248]						
		13 11/16" [348]						
		17 5/8" [448]						
	21 9/16" [548]							
	25 1/2" [648]							
	29 7/16" [748]							
	33 3/16" [848]							
	37 5/16" [948]							
	41 1/4" [1048]							

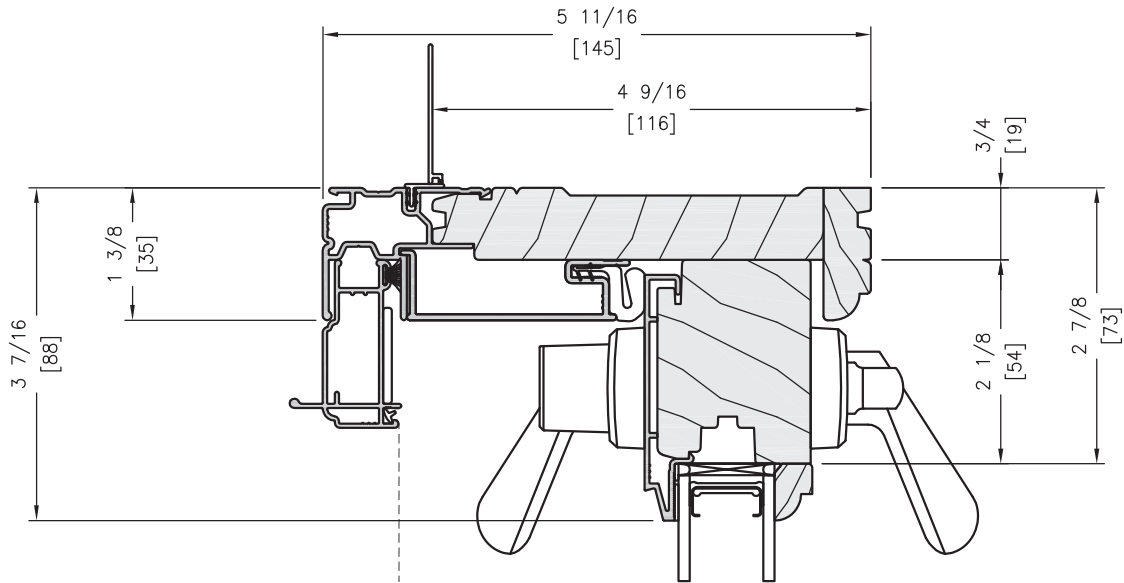
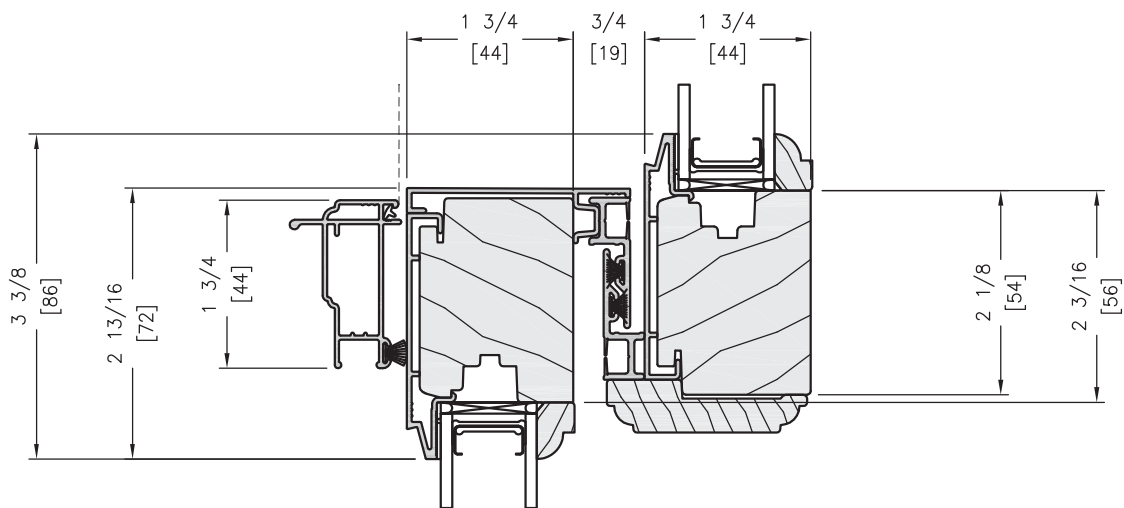
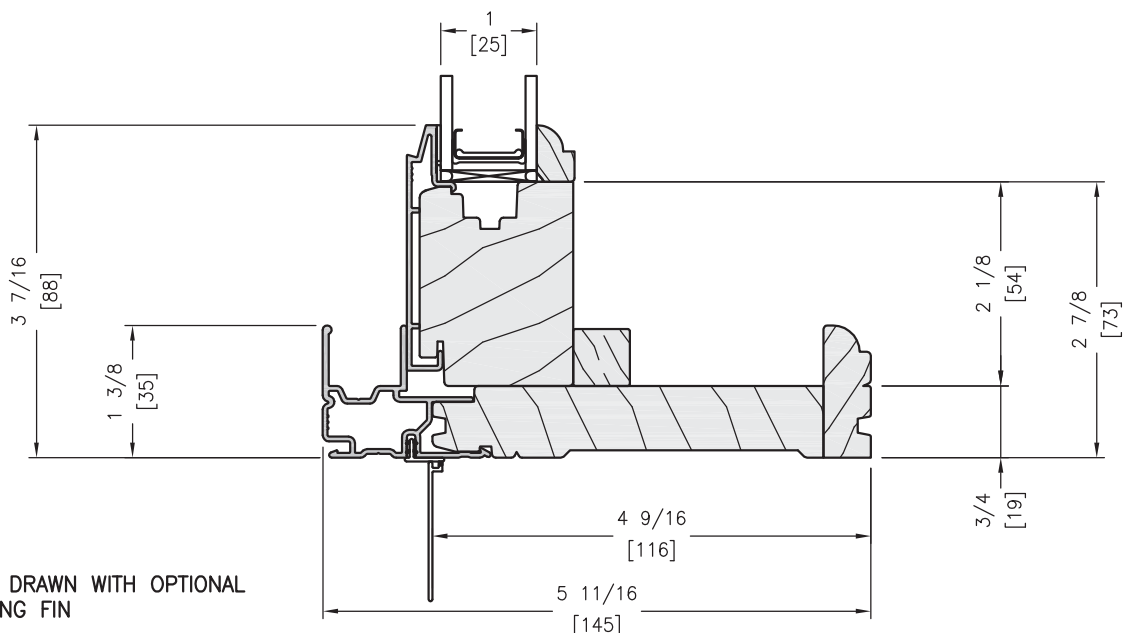
		59" [1498]	71" [1802]	95" [2412]
		23 1/2" [597]	29 1/2" [749]	41 1/2" [1054]
FRAME GLASS	15 3/4" [400]			
	19 11/16" [500]			
	23 5/8" [600]			
	27 9/16" [700]			
	31 1/2" [800]			
	35 7/16" [900]			
	39 3/8" [1000]			
	43 5/16" [1100]			
47 1/4" [1200]				
	9 3/4" [248]			
	13 11/16" [348]			
	17 5/8" [448]			
	21 9/16" [548]			
	25 1/2" [648]			
	29 7/16" [748]			
	33 3/16" [848]			
	37 5/16" [948]			
	41 1/4" [1048]			

SCALE: 6" = 1'-0"

VERTICAL SECTION

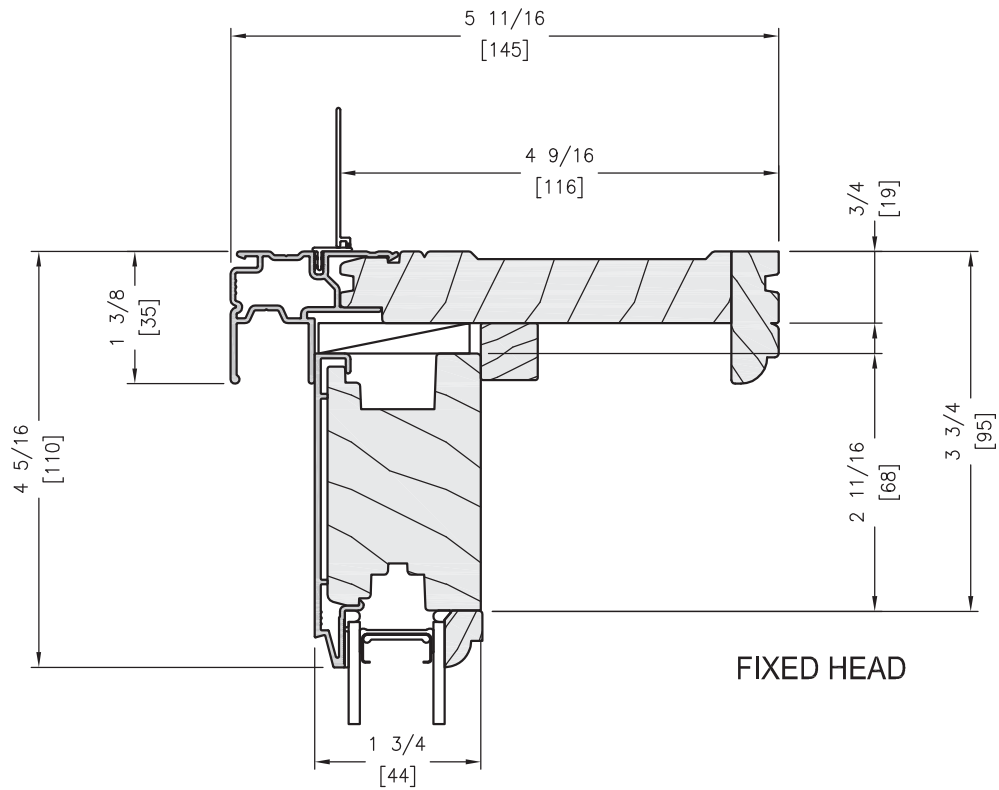


UNIT DRAWN WITH OPTIONAL NAILING FIN

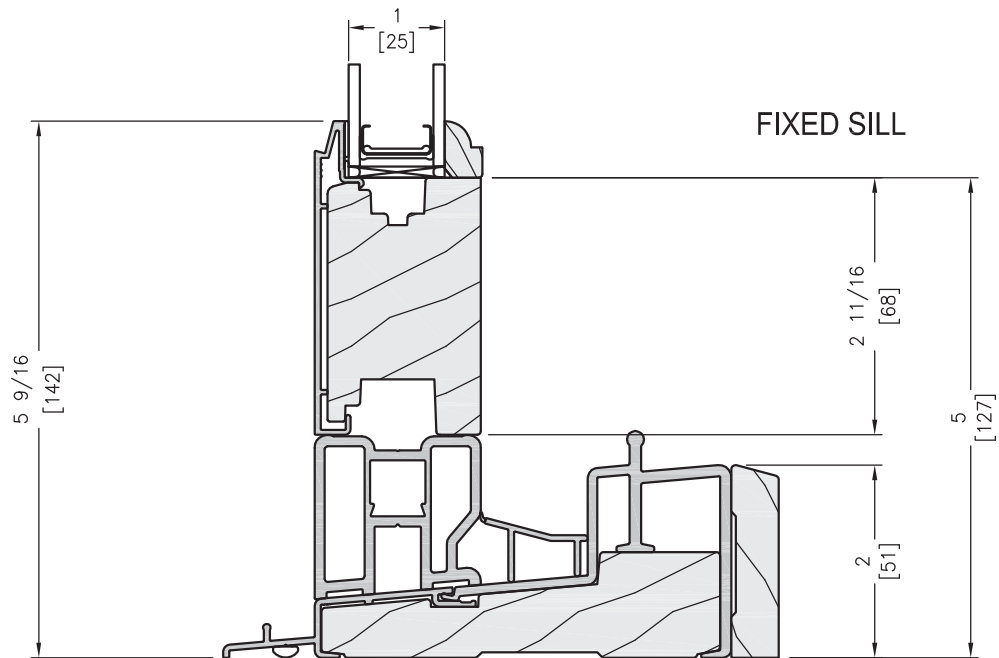
SCALE: 6" = 1'-0"
HORIZONTAL SECTION

LOCK JAMB

MEETING RAILS

FIXED JAMB
**UNIT DRAWN WITH OPTIONAL
NAILING FIN**

SCALE: 6" = 1'-0"

FIXED SIDELIGHT VERTICAL SECTION



FIXED HEAD

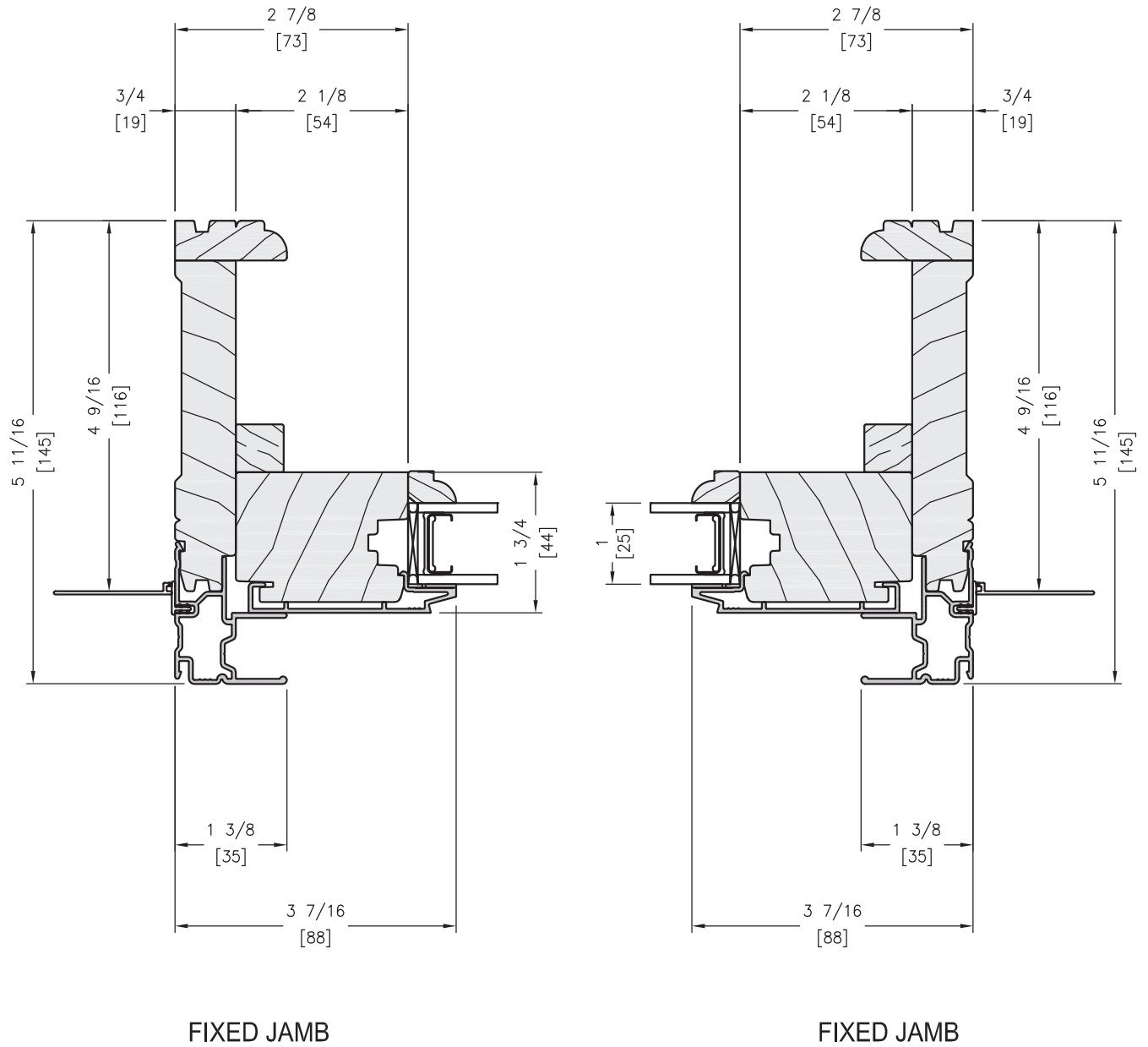


FIXED SILL

UNIT DRAWN WITH OPTIONAL NAILING FIN

SCALE: 6" = 1'-0"

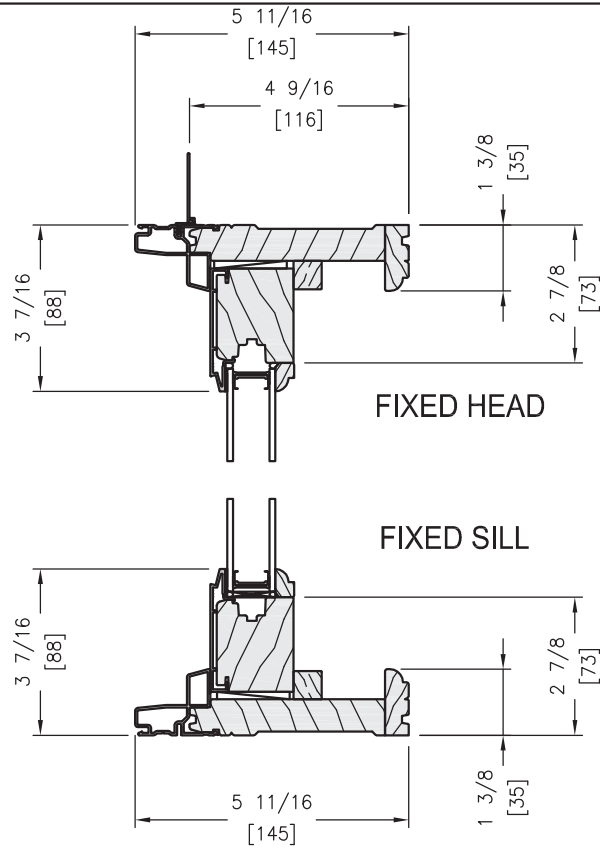
FIXED SIDELIGHT HORIZONTAL SECTION



UNITS DRAWN WITH OPTIONAL NAILING FIN

SCALE: 3" = 1'-0"

FIXED TRANSOM VERTICAL SECTION

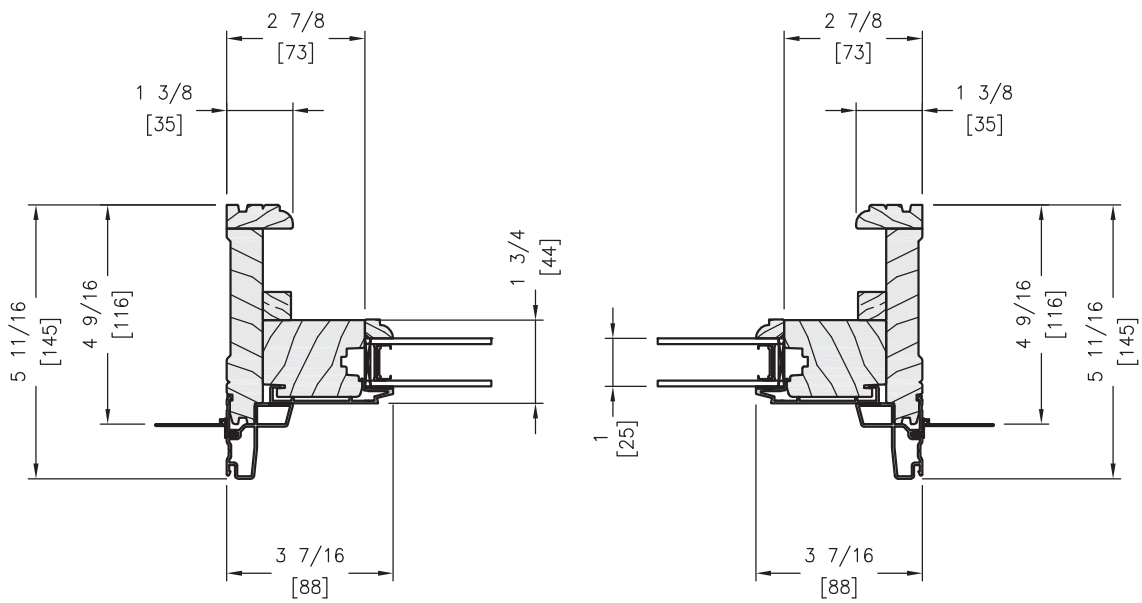


FIXED HEAD

FIXED SILL

SCALE: 3" = 1'-0"

FIXED TRANSOM HORIZONTAL SECTION



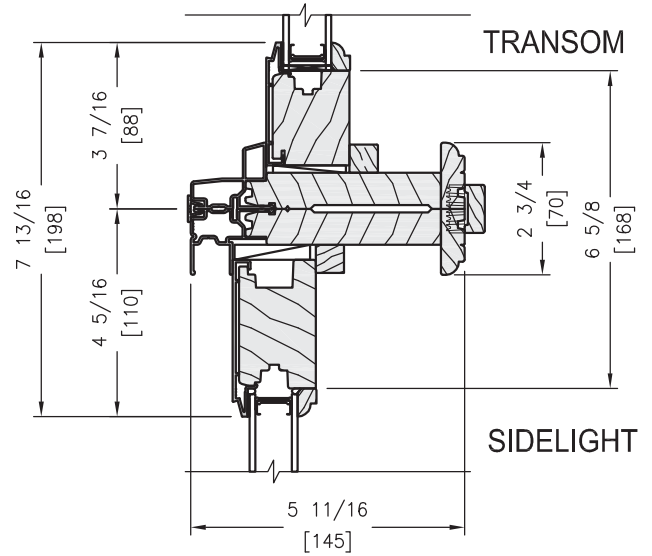
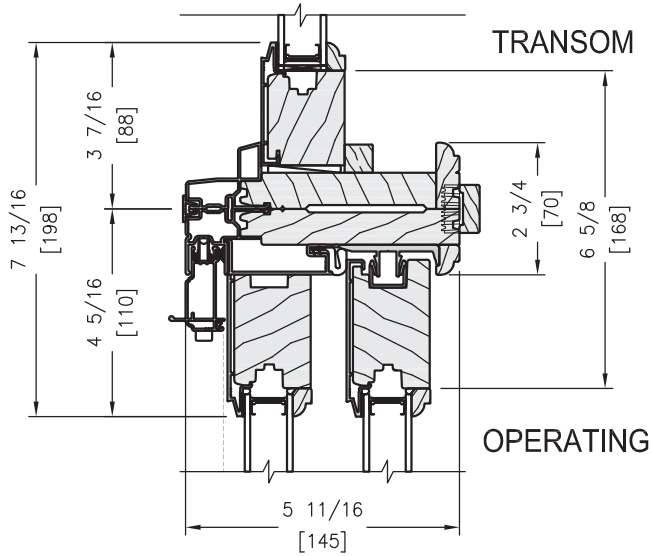
FIXED JAMB

FIXED JAMB

UNITS DRAWN WITH OPTIONAL NAILING FIN

SCALE: 3" = 1'-0"

VERTICAL JOINING MULLIONS



SCALE: 3" = 1'-0"

HORIZONTAL JOINING MULLIONS

