






































































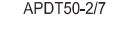
















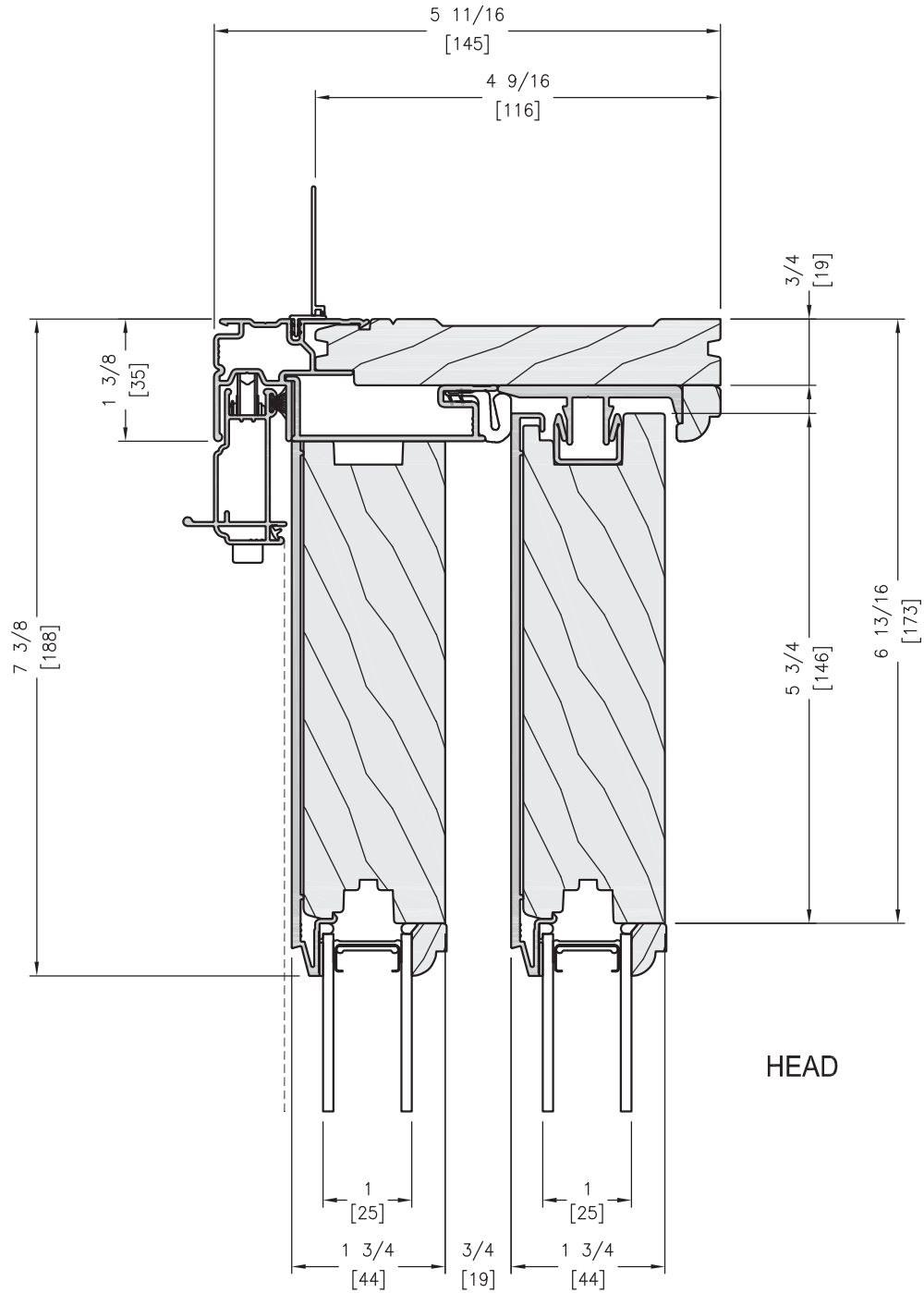
		2'-8 1/4" [819]	3'-2 1/4" [972]	4'-2 1/4" [1276]	5'-0" [1524]	6'-0" [1829]	8'-0" [2438]
		31 1/4" [794]	37 1/4" [946]	49 1/4" [1251]	59" [1498]	71" [1802]	95" [2412]
		20" [508]	26" [660]	38" [965]	20" [508]	26" [660]	38" [965]
		FIXED UNITS			OPERATING UNITS		
OPENING	6'-8" [2032]						
	6'-11" [2108]						
	8'-0" [2439]						
FRAME	79 3/8" [2016]	APDSDL2868	APDSDL3268	APDSDL4268	APD5068 RF*	APD6068 RF*	APD8068 RF*
	82 3/8" [2093]	APDSDL28611	APDSDL32611	APDSDL42611	APD50611 RF*	APD60611 RF*	APD80611 RF*
	95 3/8" [2423]	APDSDL2880	APDSDL3280	APDSDL4280	APD5080 RF*	APD6080 RF*	APD8080 RF*
GLASS	61" [1549]						
	64" [1626]						
	77" [1956]						

**NOTE:**

" F " DENOTES A FIXED PANEL, " R " DENOTES THE ROLLING PANEL, AS VIEWED FROM THE EXTERIOR OF THE DOOR.  
ALL " RF " DOORS SHOWN ARE ALSO AVAILABLE AS " FR "

		31 1/4" [794]	37 1/4" [946]	49 1/4" [1251]	59" [1498]	71" [1802]	95" [2412]	
		20" [508]	26" [660]	38" [965]	47 3/8" [1212]	59 5/8" [1516]	83 3/8" [2126]	
FRAME GLASS	15 3/4" [400]	 APDT28/4	 APDT32/4	 APDT42/4	 APDT50/4	 APDT60/4	 APDT80/4	
	19 11/16" [500]	 APDT28/5	 APDT32/5	 APDT42/5	 APDT50/5	 APDT60/5	 APDT80/5	
	23 5/8" [600]	 APDT28/6	 APDT32/6	 APDT42/6	 APDT50/6	 APDT60/6	 APDT80/6	
	27 9/16" [700]	 APDT28/7	 APDT32/7	 APDT42/7	 APDT50/7	 APDT60/7	 APDT80/7	
	31 1/2" [800]	 APDT28/8	 APDT32/8	 APDT42/8	 APDT50/8	 APDT60/8	 APDT80/8	
	35 7/16" [900]	 APDT28/9	 APDT32/9	 APDT42/9	 APDT50/9	 APDT60/9	 APDT80/9	
	39 3/8" [1000]	 APDT28/10	 APDT32/10	 APDT42/10	 APDT50/10	 APDT60/10	 APDT80/10	
	43 5/16" [1100]	 APDT28/11	 APDT32/11	 APDT42/11	 APDT50/11	 APDT60/11	 APDT80/11	
	47 1/4" [1200]	 APDT28/12	 APDT32/12	 APDT42/12	 APDT50/12	 APDT60/12	 APDT80/12	
		9 3/4" [248]						
		13 11/16" [348]						
		17 5/8" [448]						
	21 9/16" [548]							
	25 1/2" [648]							
	29 7/16" [748]							
	33 3/16" [848]							
	37 5/16" [948]							
	41 1/4" [1048]							

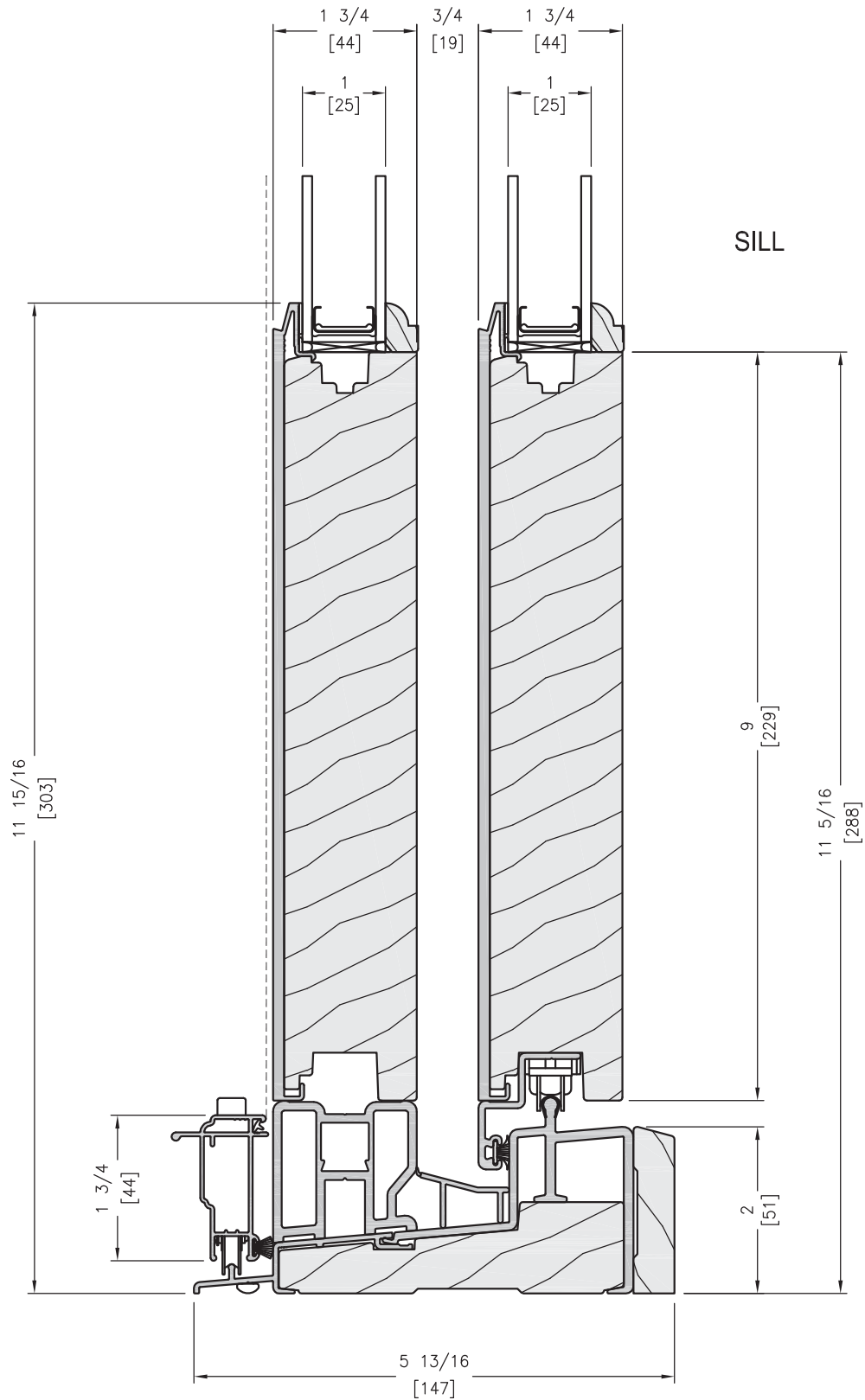
		59" [1498]	71" [1802]	95" [2412]
		18 1/4" [463]	24 1/4" [615]	36 1/4" [920]
<div style="display: flex; flex-direction: column; align-items: center;"> <div style="margin-bottom: 5px;">FRAME</div> <div style="margin-bottom: 5px;">GLASS</div> </div>	15 3/4" [400]	 APDT50-2/4	 APDT60-2/4	 APDT80-2/4
	19 11/16" [500]	 APDT50-2/5	 APDT60-2/5	 APDT80-2/5
	23 5/8" [600]	 APDT50-2/6	 APDT60-2/6	 APDT80-2/6
	27 9/16" [700]	 APDT50-2/7	 APDT60-2/7	 APDT80-2/7
	31 1/2" [800]	 APDT50-2/8	 APDT60-2/8	 APDT80-2/8
	35 7/16" [900]	 APDT50-2/9	 APDT60-2/9	 APDT80-2/9
	39 3/8" [1000]	 APDT50-2/10	 APDT60-2/10	 APDT80-2/10
	43 5/16" [1100]	 APDT50-2/11	 APDT60-2/11	 APDT80-2/11
	47 1/4" [1200]	 APDT50-2/12	 APDT60-2/12	 APDT80-2/12
	15 3/4" [400]	9 3/4" [248]		
	19 11/16" [500]	13 11/16" [348]		
	23 5/8" [600]	17 5/8" [448]		
27 9/16" [700]	21 9/16" [548]			
31 1/2" [800]	25 1/2" [648]			
35 7/16" [900]	29 7/16" [748]			
39 3/8" [1000]	33 3/16" [848]			
43 5/16" [1100]	37 5/16" [948]			
47 1/4" [1048]				

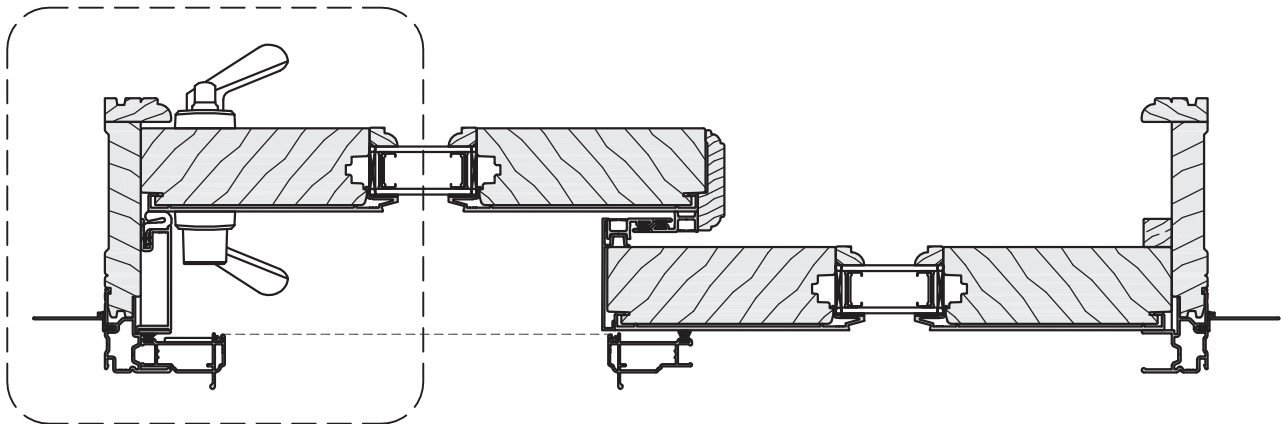
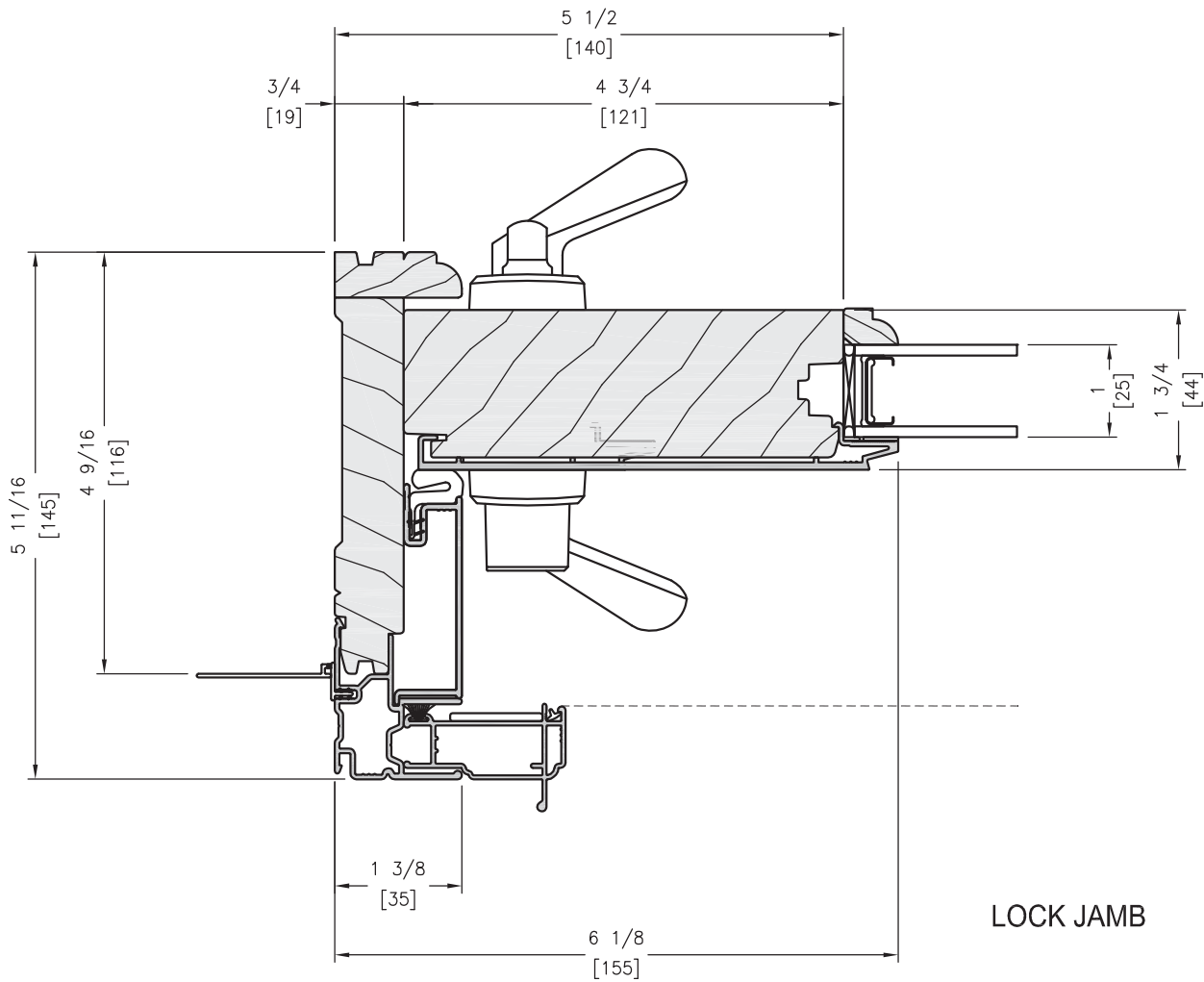
**SCALE: 6" = 1'-0"**
**VERTICAL SECTION**


UNIT DRAWN WITH OPTIONAL NAILING FIN

SCALE: 6" = 1'-0"

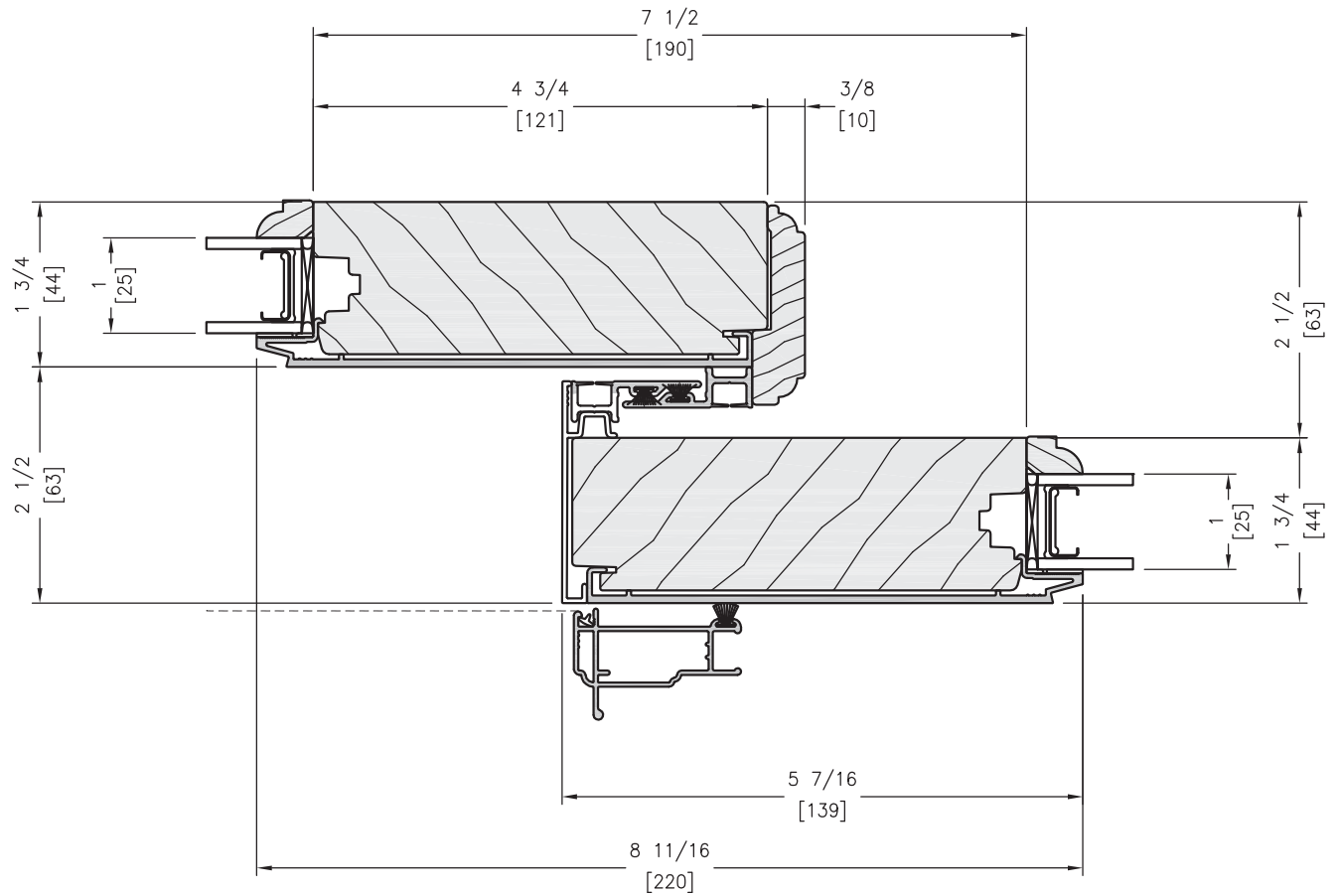
VERTICAL SECTION



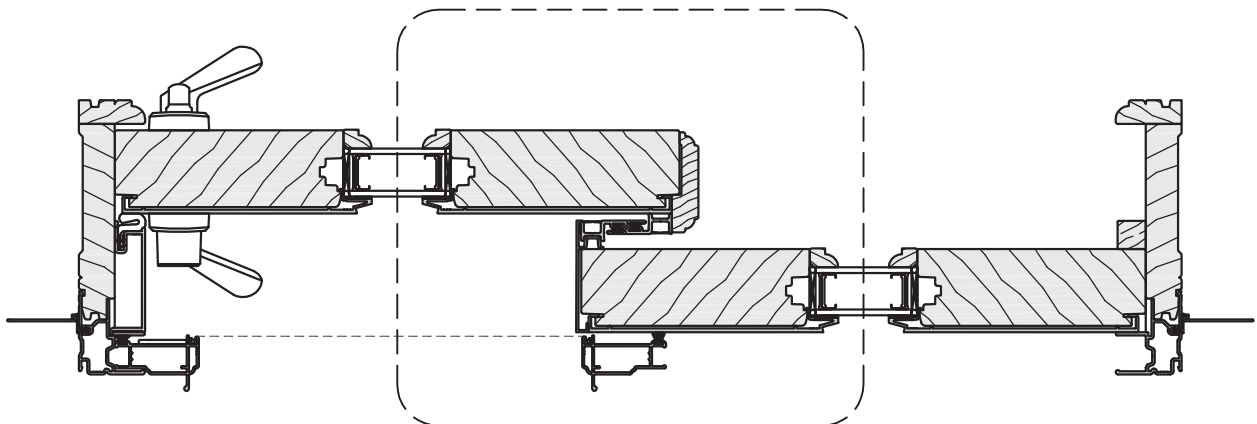
**SCALE: 6" = 1'-0"**
**HORIZONTAL SECTION**

**UNIT DRAWN WITH OPTIONAL NAILING FIN**

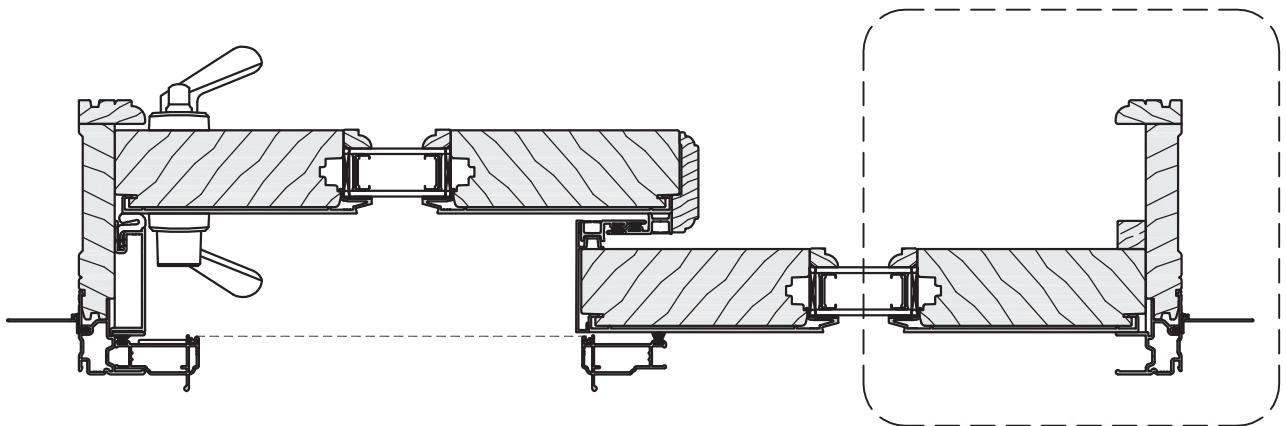
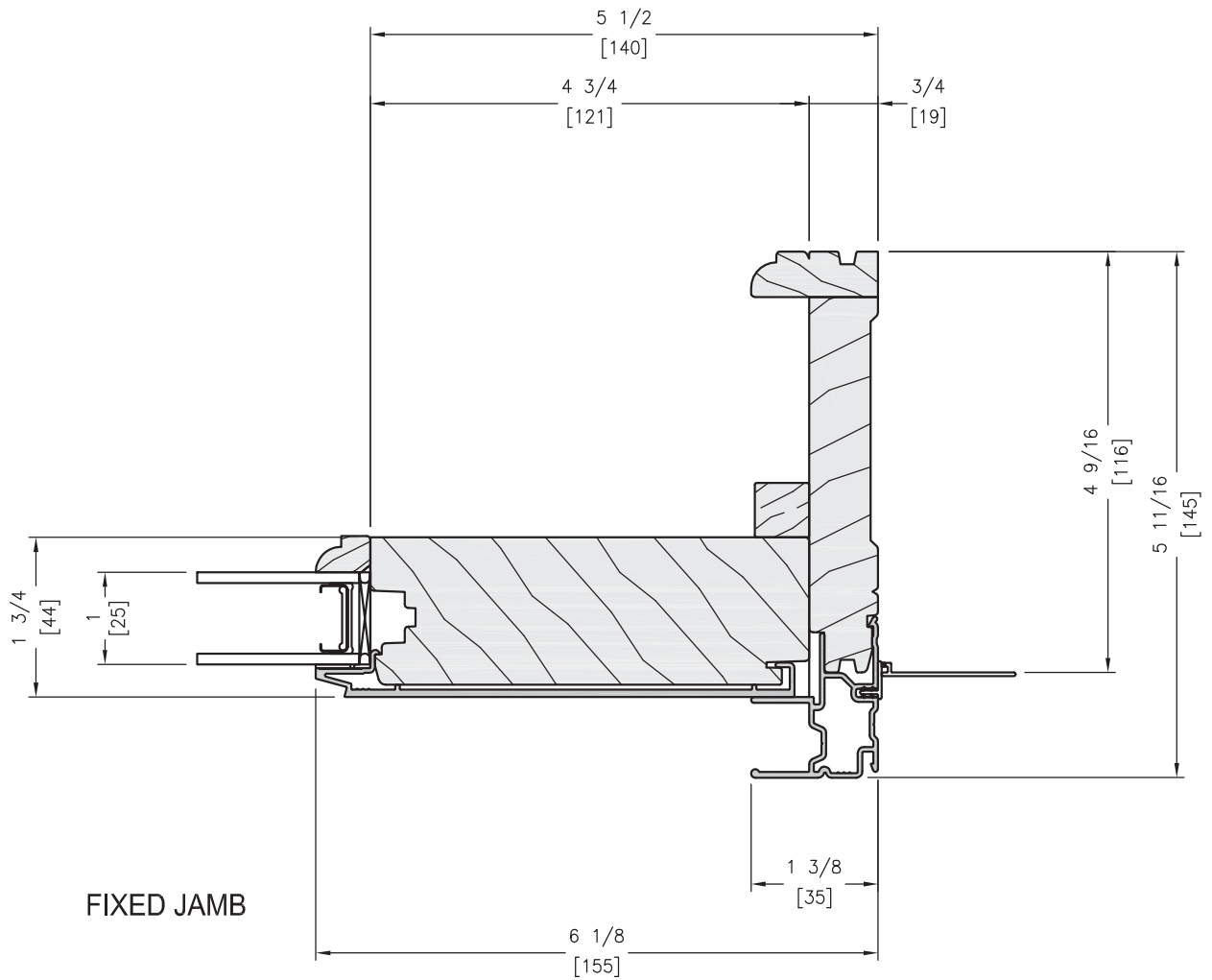
SCALE: 6" = 1'-0"

HORIZONTAL SECTION

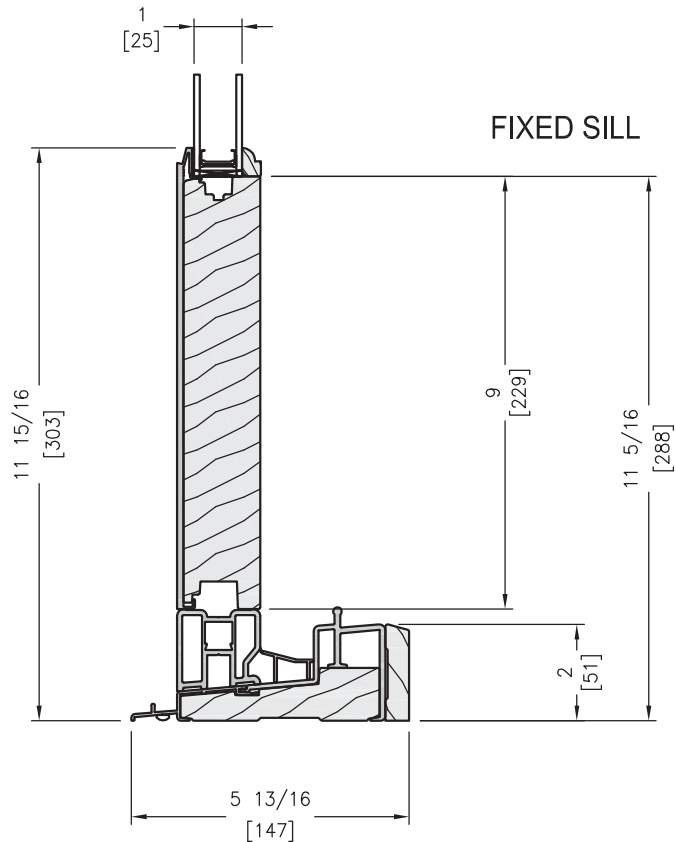
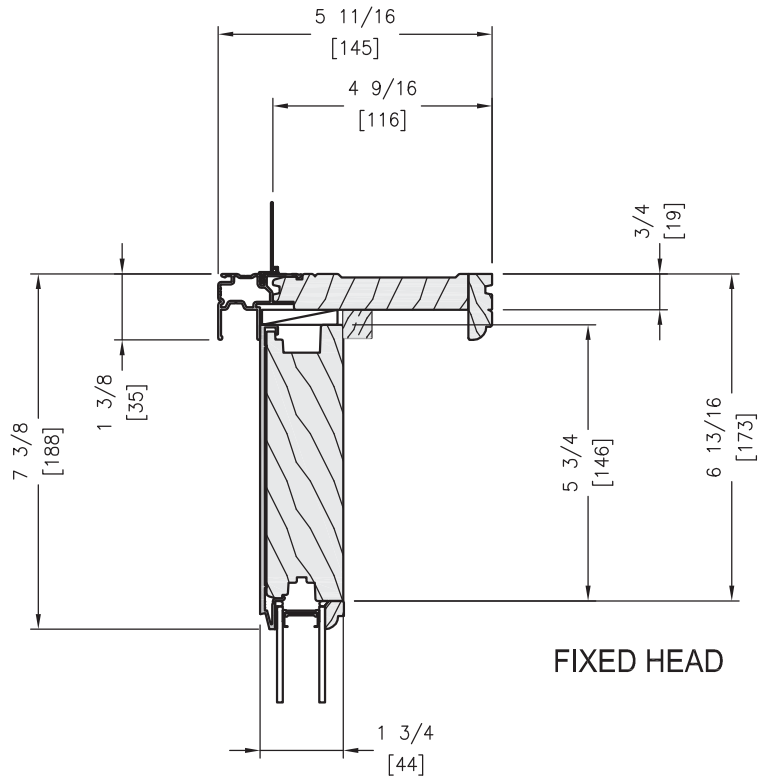


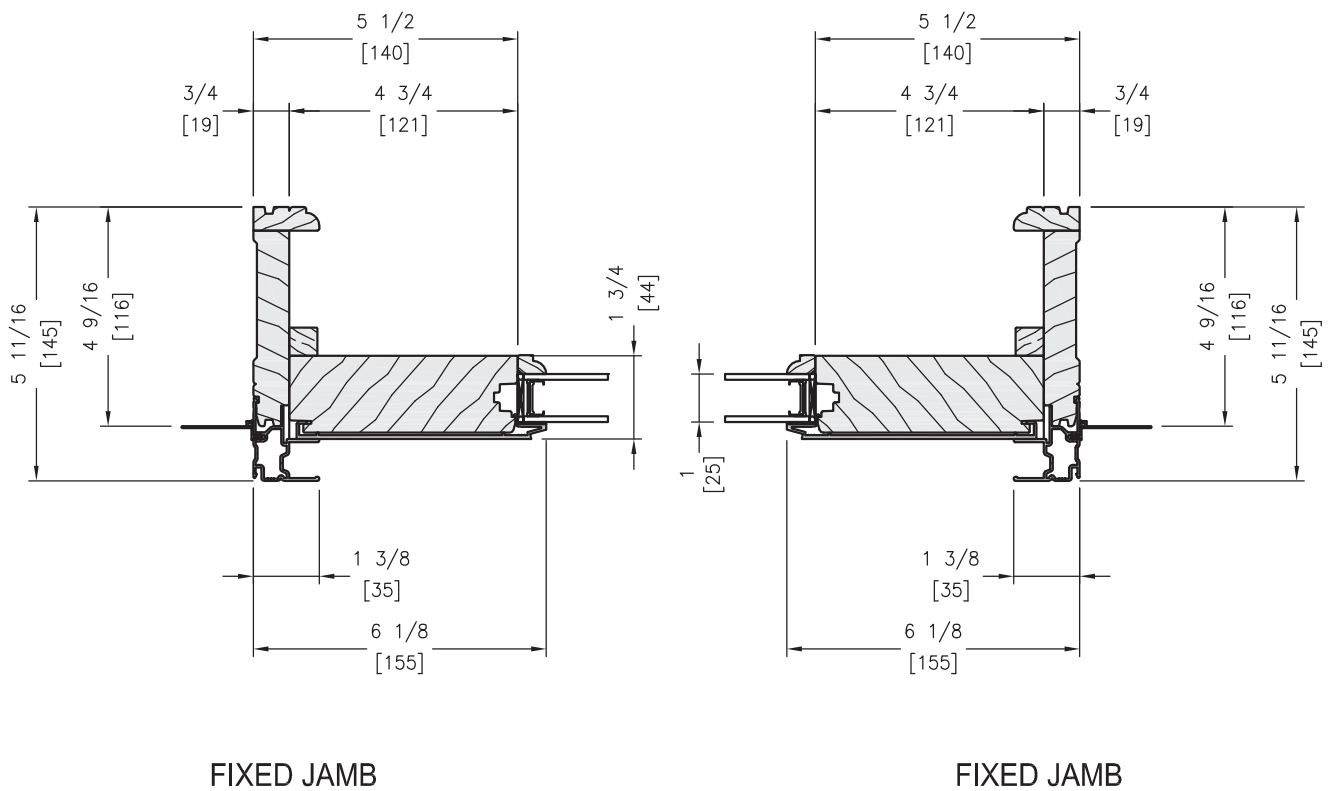
MEETING RAILS



**SCALE: 6" = 1'-0"**
**HORIZONTAL SECTION**

**UNITS DRAWN WITH OPTIONAL NAILING FIN**



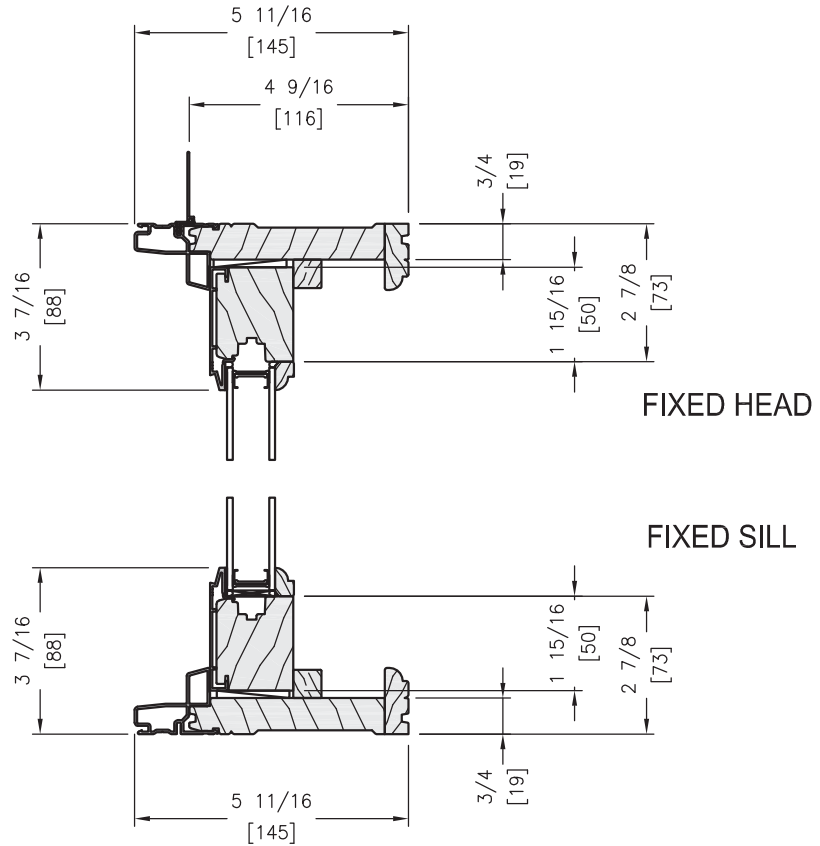
**SCALE: 3" = 1'-0"**
**FIXED SIDELIGHT VERTICAL SECTION**

**UNIT DRAWN WITH OPTIONAL INSTALLATION FIN**

**SCALE: 3" = 1'-0"**
**FIXED SIDELIGHT HORIZONTAL SECTION**


UNIT DRAWN WITH OPTIONAL INSTALLATION FIN

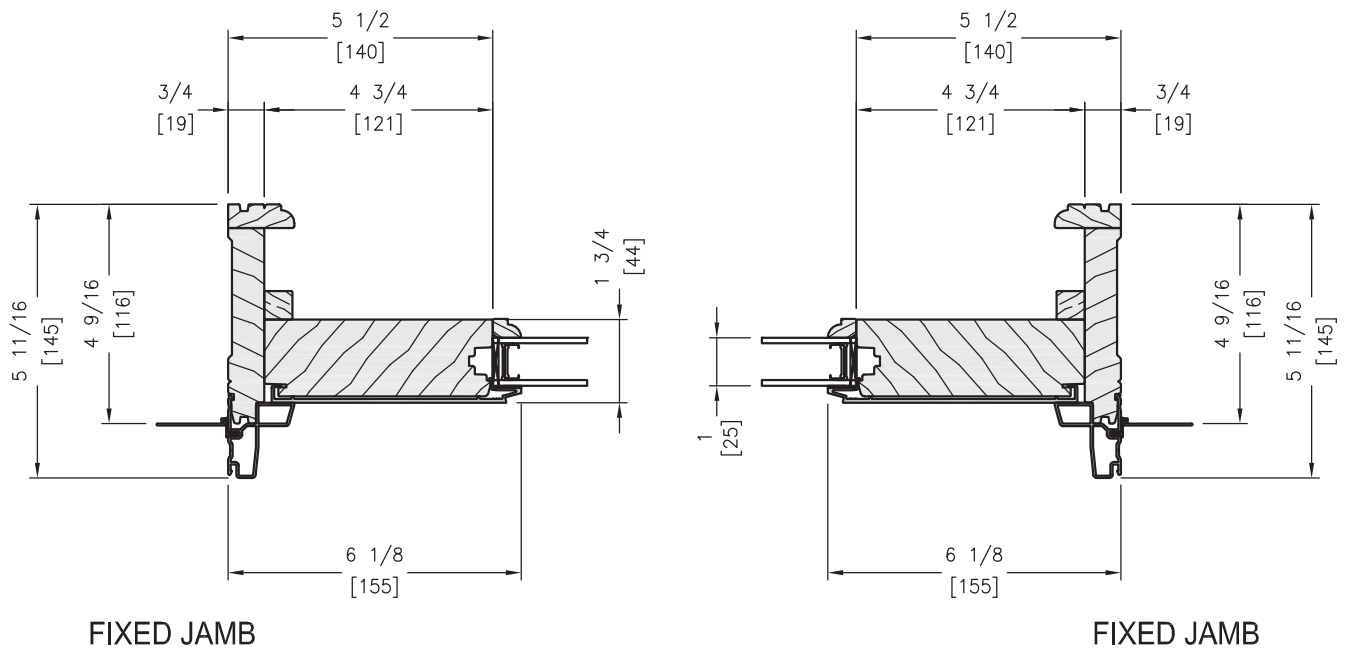
SCALE: 3" = 1'-0"

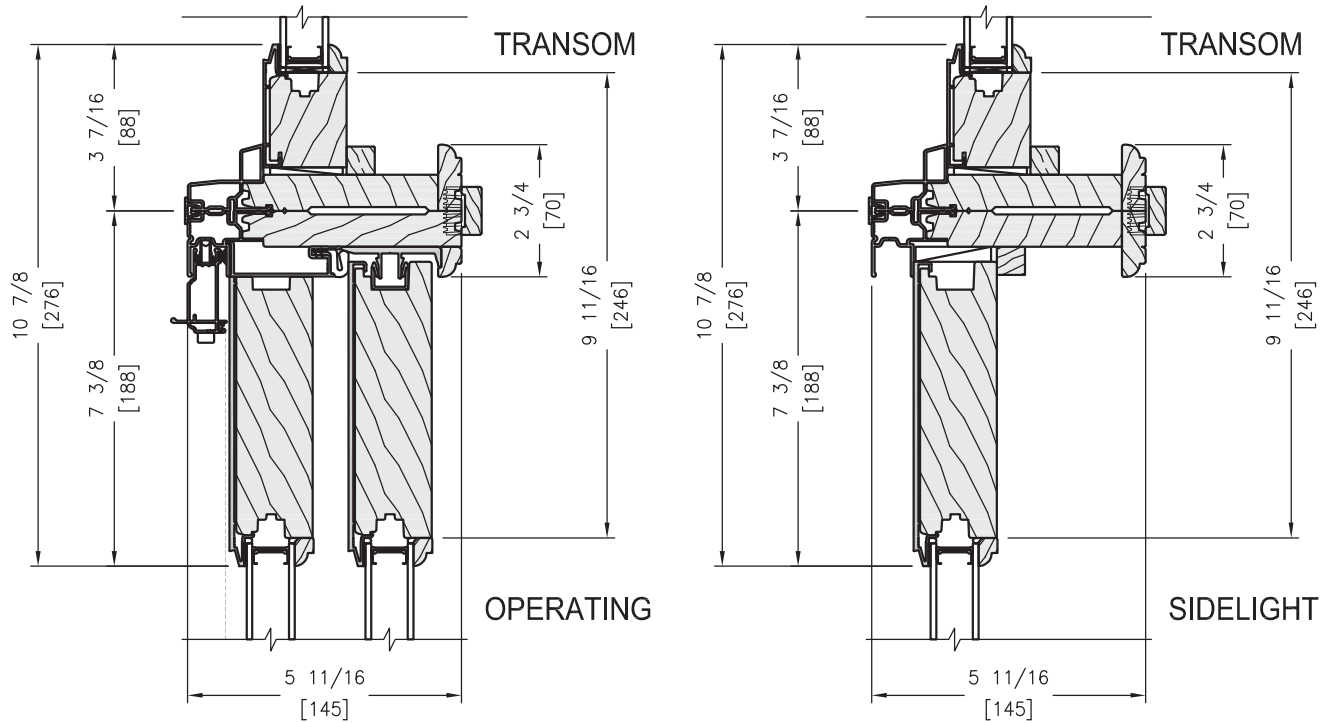
FIXED TRANSOM VERTICAL SECTION



SCALE: 3" = 1'-0"

FIXED TRANSOM HORIZONTAL SECTION



**SCALE: 3" = 1'-0"**
**VERTICAL JOINING MULLIONS**

**SCALE: 3" = 1'-0"**
**HORIZONTAL JOINING MULLIONS**
