



Improving your view

GOLDENCLAD
ALUMINUM CLAD WINDOWS, ENTRIES & PATIO DOORS

GOLDENWOOD
ALL WOOD WINDOWS, ENTRIES & PATIO DOORS

About **GOLDEN WINDOWS**



In 1961, Golden Windows began as a small Kitchener millwork plant with only a handful of employees. Since then, by focusing on the needs and desires of our customers, the business has continued to grow and expand. Golden Windows is now an integrated designer, manufacturer and distributor of quality windows and doors mainly servicing Ontario and the United States.



Golden Windows is a reliable source for high quality products. We combine a highly skilled, craftsman-orientated workforce with the latest technology to produce aluminum clad, wood and vinyl windows and doors that exceed your need for energy efficiency, natural air flow and easy cleaning and maintenance. This is achieved by partnering with our suppliers, quality builders, renovators and dealers to satisfy your every need.

By being one of only a few window and door companies that have obtained ISO certification, we are able to consistently provide exceptional lead times and on-time delivery of these superior products. By believing in a philosophy of continuous improvement, our products have been designed to provide you with trouble-free performance. We are confident that you will enjoy your Golden Windows for many years to come.

ENVIRONMENTAL Commitment



Golden Windows is focused and committed to protecting our environment. Our manufacturing team is constantly looking for ways to maximize resources and reduce waste, while providing our customers with long lasting, energy efficient windows and doors.

Golden Windows is proud to be an Energy Star® participant, offering the benefits of energy savings, improved interior comfort, additional protection of your home's interior and reduced condensation.

Golden Windows is an active participant in the following organizations that are committed to building green and promoting energy efficiency.



Standard FEATURES & BENEFITS

Standard COLOURS



Goldenwood® product line features a wood exterior.

Optional COLOURS



Interior OPTIONS

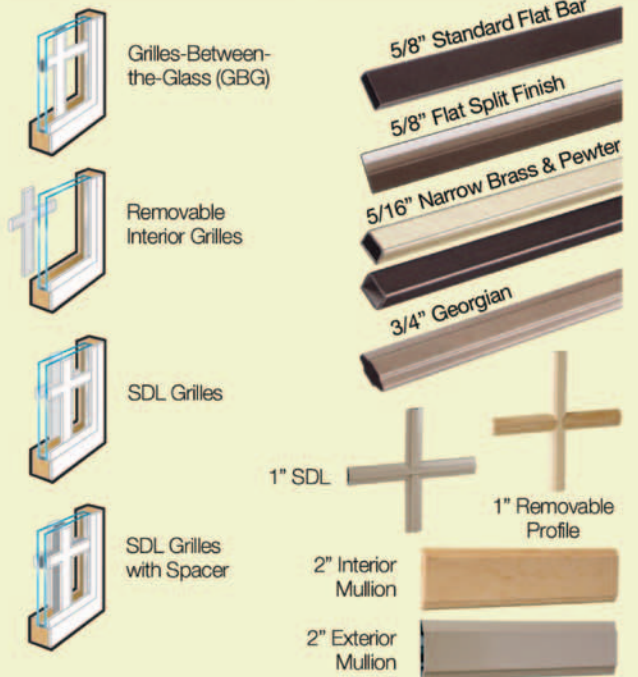


Grille PATTERNS




*Patterns will vary depending on size and shape.

Grille OPTIONS



Hardware OPTIONS



ACCESSORIES



*Please note that due to printing limitations, the colours shown on this page may differ from the actual colours. Please contact Golden Windows for exact colour and finish samples.



FEATURES & BENEFITS



- A** For increased energy efficiency, Goldenglass® offers Low E glass and argon gas filling as standard.
- B** Warm Edge Technology combined with Intercept™ spacer increases the thermal performance. Consider using our Superspacer® option to further reduce the U-value and increase Energy Ratings.
- C** Standard multipoint locking hardware offers exceptional operation with a single lever option for ease of use.
- D** The beauty and warmth of straight-grained pine offers the choice of painted or stained interiors. Alternative species available upon request.
- E** Operating and fixed units have a common interior and exterior appearance for aesthetic smoothness.
- F** Low-maintenance extruded aluminum cladding offers a weather-resistant, beautiful exterior finish.

CASEMENT & AWNING Windows

The WINDOW

The ever-popular and timeless casement window will add visual appeal, functionality and energy efficiency to your home. These windows open completely, allowing you to direct natural airflow into your home.

An awning window works similarly to a Casement window as it operates by cranking a handle that extends the bottom of the sash outwards. The top hinging feature is a great way to provide ventilation under unpredictable weather conditions.

Both the operating casement and awning windows offer the sleek design of the Encore™ hardware system. It is a smoother, contemporary, integrated hardware look. Its compact design reduces the potential for interference with your blinds and curtains.

Window OPTIONS

- Select from 6 Standard, 24 Optional or unlimited Custom Colours.
- Available in Goldenwood® with a natural pine exterior.
- Multiple grille options including grilles between the glass, removable wood grilles and simulated divided lights (SDL).
- 2 standard and 5 optional hardware finishes to choose from.
- Choose from Colonial, Victorian, Muskokan and Custom Grille Patterns.
- Exterior Brickmould and sill nosing are available.
- White, Coppertone, or wood grain screens available.

PERFORMANCE Details

For additional professional details and performance information including the most current energy efficiency data including Energy Ratings, U-Values, R-Values and Solar Heat Gain Coefficient numbers, please visit www.goldenwindows.com.

The HARDWARE



White (Standard)



Coppertone (Standard)



Antique Brass



Oil-Rubbed Bronze



Brushed Nickel



Western Pewter



Bright Chrome

Various Encore™ hardware finishes are available to match any decor.


SIZES Available

Goldenclad® and Goldenwood® Casement and Awning windows are available in a wide range of standard and custom sizes that will meet most new construction and renovation requirements.

Exact Frame Size	WIDTH min./max.	HEIGHT min./max.
Casement	15 3/4" - 35 7/16" (400mm) (900mm)	18 1/2" - 76 3/4" (470mm) (1950mm)
Fixed Casement	15 3/4" - 70 7/8" (400mm) (1800mm)	15 3/4" - 76 3/4" (400mm) (1950mm)
Awning	15 3/4" - 47 1/4" (400mm) (1400mm)	18 1/2" - 47 1/4" (470mm) (1200mm)

Please reference the Golden Windows Architectural Details available at www.goldenwindows.com for detailed information regarding rough opening, exact frame sizes, glass size and sizing limitations.

Product	Design Pressure Rating	AAMA/WDMA/CSA 101/I.S.2/A440-08 Standard	Air/Water/Structural (Canada)
Operating Casement Max. Size (35 7/16" x 63")	Design Pressure 50	Class CW-PG50-C	A3, B7, C3
Oversized Casement (35 7/16" x 76 3/4")	Design Pressure 40	Class CW-PG40-C	A3, B4, C3
Fixed Casement Max. Size (70 7/8" x 63" / 63" x 76 3/4")	Design Pressure 50	Class CW-PG50-FW	Fixed, B7, C3





FEATURES & BENEFITS

- A** For increased energy efficiency, Goldenglass® offers Low E glass and argon gas filling as standard.
- B** Warm Edge Technology combined with Intercept™ spacer increases the thermal performance. Consider using our Superspacer® option to further reduce the U-value and increase Energy Ratings.
- C** Constant force balances are concealed in a stationary jamb liner. Because there is no side pressure the operation is unbelievably easy.
- D** Cam action lock with security release button and thumb release latches for effortless tilting and removal of the sashes.
- E** The beauty and warmth of straight-grained pine offers the choice of painted or stained interiors. Alternative species available upon request.
- F** Foam compression weatherstripping at all critical points for year-round comfort.
- G** Low-maintenance extruded aluminum cladding offers a weather-resistant, beautiful exterior finish.

DOUBLE HUNG Windows

The WINDOW

The Double Hung windows offer a very traditional look to any home with the added features of energy efficiency and easy cleaning and maintenance. Multiple layers of weather stripping and a sloped sill aid in water control and energy efficiency.

The top and bottom sash both operate and pivot towards the interior for easy cleaning and maintenance. The operating sash offers a wide range of ventilation combinations for controlled air circulation.

The HARDWARE



White (Standard)



Coppertone (Standard)



Antique Brass



Bright Chrome



Oil-Rubbed Bronze



Brass



Brushed Nickel



Western Pewter

Window OPTIONS

- Select from 6 standard, 24 optional or unlimited custom colours.
- Available in Goldenwood® with a natural pine exterior.
- 2 standard and 6 optional hardware finishes to choose from. Optional sash lifts are available.
- Cottage style available with a smaller upper sash and a larger lower sash with an optional interior wood jamb liner insert.
- Jamb Liners available in white, grey, or a split colour to match the exterior colour of the window
- Multiple grille options including grilles-between-the-glass, removable wood grilles, and simulated divided lights (SDL)
- Choose from Colonial, Victorian, Muskokan and Custom Grille Patterns
- Exterior Brickmould and sill nosing are available

SIZES Available

Goldenclad® and Goldenwood® double hung windows are available in a wide range of standard and custom sizes that will meet most new construction and renovation requirements.

Exact Frame Size	WIDTH (min. - max.)	HEIGHT (min. - max.)
Double Hung	16 15/16" - 47 1/4" (430mm) (1200mm)	29 5/8" - 76 3/4" (752mm) (1950mm)
Double Hung Transom	16 15/16" - 70 7/8" (430mm) (1800mm)	15 11/16" - 47 1/4" (398mm) (1200mm)
Double Hung Picture Window	16 15/16" - 70 7/8" (430mm) (1800mm)	29 5/8" - 76 3/4" (752mm) (1950mm)

*If width is less than 23 5/8", maximum height is 70 7/8".

Please reference the Golden Windows Architectural Details available at www.goldenwindows.com for detailed information regarding rough opening, exact frame sizes, glass size and sizing limitations.

PERFORMANCE Details

For additional architectural details and performance information including the most current energy efficiency data including Energy Ratings, U-Values, R-Values and Solar Heat Gain Coefficient numbers, please visit www.goldenwindows.com.

Product	Design Pressure Rating	AAMA/WDMA/CSA 101/I.S.2/A440-08 Standard	Air/Water/Structural (Canada)
Double Hung Max. Size (39 3/8" x 63")	Design Pressure 35	Class R-PG35	A3, B4, C2
Oversized Double Hung (47 1/4" x 70 7/8")	Design Pressure 25	Class R-PG25	A3, B3, C2
Double Hung Transom Window Max. Size (70 7/8" x 47 1/4")	Design Pressure 80	Class CW-PG80	FXD, B7, C5
Double Hung Picture Window Max. Size (70 7/8" x 63")	Design Pressure 75	Class CW-PG75	FXD, B7, C5





FEATURES & BENEFITS

- A** For increased energy efficiency, Goldenglass® offers Low E glass and argon gas filling as standard.
- B** Warm edge technology combined with Intercept™ spacer increases the performance. Consider using our Superspacer® spacer option to further reduce the U value and increase the Energy Ratings.
- C** Low-maintenance extruded aluminum cladding offers a weather-resistant, beautiful exterior finish.
- D** Natural unfinished pine will add warmth to the interior of any home. Alternative wood species are available upon request.

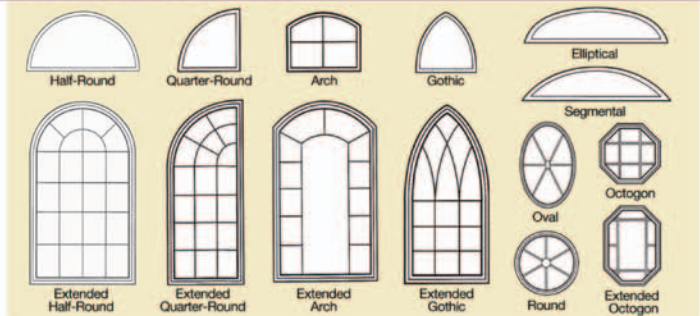
Picture & Architectural Windows

The WINDOW

Picture and Architectural windows are fixed windows designed to reside over awnings, casement, double hung windows, or to stand alone. These picture and architectural windows have no operating hardware and offer a wide, bright view of the outdoors with only pine visible on the interior.

The architectural windows are available in an unlimited range of shapes and sizes to match the style of your home, allowing homeowners to take advantage of the outdoors from the comfort of their home while adding a dramatic flair to the home.

The SHAPES



Window OPTIONS

- Select from 6 standard, 24 optional or unlimited custom colours.
- Available in Goldenwood® with a natural pine exterior.
- Multiple grille options including grilles between the glass, removable wood grilles and simulated divided lights (SDL).
- Choose from Colonial, Victorian, Muskokan and Custom Grille Patterns.
- Exterior Brickmould and sillnosing are available.

SIZES Available

Goldenclad® and Goldenwood® picture and architectural windows are available in a wide range of standard and custom sizes that will meet most new construction and renovation requirements.

Exact Frame Size	WIDTH (min. - max)	HEIGHT (min. - max)
Rectangle	4" - 110 1/4" (100mm) (2800mm)	4" - 110 1/4" (100mm) (2800mm)
Half Rounds	19 13/16" - 110 1/4" (500mm) (2800mm)	9 13/16" - 55 1/8" (250mm) (1400mm)
Elliptical	47 1/4" - 110 1/4" (1200mm) (2800mm)	10 13/16" - 299/16" (300mm) (700mm)


*Maximum square footage of actual frame size cannot exceed 55.12ft² or 5.12m²

Please reference the Golden Windows Architectural Details available at www.goldenwindows.com for detailed information regarding rough opening, exact frame sizes, glass size and sizing limitations.

PERFORMANCE Details


For additional architectural details and performance information including the most current energy efficiency data including Energy Ratings, U-Values, R-Values and Solar Heat Gain Coefficient numbers, please visit www.goldenwindows.com.

Product	Performance Grade	Design Pressure Rating	AAMA/WDMA/CSA 101/I.S.2/A440-08 Standard	Air/Water/Structural (Canada)
Picture & Architectural Windows	PG 50	Design Pressure 50	Class AW-PG50-FW	Fixed, B7, C3





FEATURES & BENEFITS



- A** Engineered wood featuring a durable structural core and a high strength ratio that ensures your sliding patio door will last a long time.
- B** The multipoint locking system adds safety and reliability using premium handle sets that feature a contour shape which is both elegant and easy to grasp.
- C** Permanently lubricated tandem rollers to ensure a smooth gliding door on a stainless steel track.
- D** A continuous plane of weatherstripping results in a tight seal, reducing air filtration and improving the overall energy efficiency.
- E** The screen features a full height integrated pull handle with four separate ball bearing, fully adjustable, plated steel roller mechanisms for smooth operation (not shown).

SLIDING Patio Doors

The DOOR


The sliding patio door is an excellent choice for those who seek the stability, strength and beauty of a sliding door. With the warmth and elegance of a natural wood interior and the strength of a laminated core, this product will exceed your performance expectations.

With a standard multi-point locking mechanism and a stainless steel track, the Sliding Patio Door will provide long lasting smooth operation and safety to your home.

Door OPTIONS

- Select from 6 standard, 24 optional or unlimited custom colours.
- Available in Goldenwood® with a natural pine exterior.
- 2 standard and 6 optional optional hardware finishes to choose from.
- Available in both the traditional (wide rail) and the contemporary (narrow rail) designs.
- Complimentary Sidelites are available.
- Multiple grille options including grilles between the glass, removable wood grilles and simulated divided lights (SDL).
- Choose from Colonial, Victorian, Muskokan and Custom Grille Patterns.
- Optional security bar, foot bolt and keyed-lock assembly available.

The HARDWARE



SIZES Available

Goldenclad® and Goldenwood® Sliding Patio Doors are available in a wide range of standard and custom sizes that will meet most new construction and renovation requirements.

Exact Frame Size

Sliding Patio Door 59" (1498mm) • 71" (1802mm) • 95" (2412mm)

Standard Widths

Standard Heights

79 3/8" (2016mm) • 82 3/8" (2093mm) • 95 3/8" (2423mm)

** Custom sizes available upon request. **

Please reference the Golden Windows Architectural Details available at www.goldenwindows.com for detailed information regarding rough opening, exact frame sizes, glass size and sizing limitations.





Main Office • Showroom • Manufacturing Plant

888 Guelph Street, Kitchener, ON N2H 5Z6

Phone: 519-579-3810 Fax: 519-579-8900

Toll Free: 1-800-265-2290

www.goldenwindows.com

