

WINDOWS WITH STYLE.



GOLDENVINYL® 1000 SERIES

ALL VINYL WINDOWS



We're ready to help transform your vision into reality.
MANUFACTURED SINCE 1961



THE RIGHT CHOICE FOR ANY BUILDING STYLE

Whether you are renovating, building new, or designing a mid-rise residential, the GoldenVinyl® 1000 Series offers a variety of window styles, colours and designs to compliment every application. Our newly redesigned vinyl windows offer a maintenance-free contemporary profile that will meet most new construction and renovation requirements.



STANDARD COLOURS



Golden White Taupe Sable Black

OPTIONAL COLOURS



Eagle Tavern Green Cashmere Wicker Tile Red Burgundy Sandalwood Green Cranberry Clay Buff



Old World Blue Wedgewood Ivy Green Backwood Leaf Green Amazon Green Forest Green Grey White Universal Brown



Bronze Almond Dove Grey Iron Ore Pearl Grey Commercial Brown Slate Cream

COLOUR NOTES

Window interiors are white

Custom interior/exterior colours are available upon request

Due to printing limitations, the colours shown may differ from actual colours. Please contact us for exact colour and finish samples.

HARDWARE OPTIONS



White Black

GRILLE PATTERNS



Colonial Muskoka Victorian 2" Horizontal Custom

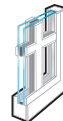
GRILLE OPTIONS



Grilles Between Glass (GBG)



SDL Grilles



SDL Grilles with Spacer

Grilles Between Glass (GBG):



5/16" Narrow Brass



5/16" Narrow Pewter



5/8" Standard Flat Bar



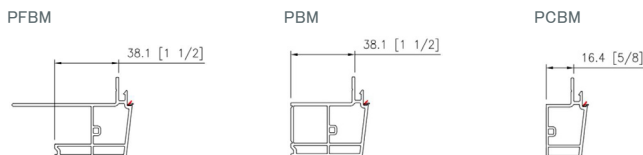
3/4" Georgian

5/8" Standard Flat Bar & 3/4" Georgian available in:



Split finish also available in 5/8" Standard Flat & 3/4" Georgian.

EXTERIOR BRICKMOULD



Simulated Divided Lite (SDL):



1" SDL 2" SDL 2" Exterior Mullion

CASEMENT & AWNING WINDOWS



The ever-popular and timeless casement window will add visual appeal, functionality and energy efficiency to your home. These windows open completely, allowing you to direct natural airflow into your home. An awning window works in a similar fashion to a casement window, operating by cranking a handle that extends the bottom of the sash outwards. The top hinging feature is an excellent way to provide ventilation under unpredictable weather conditions. Both the operating casement and awning windows offer the sleek design of the optional Encore™ hardware system. It is a smoother, contemporary, integrated hardware look. Its compact design reduces the potential for interference with your blinds and curtains.

FEATURES & BENEFITS



Casement (Exterior)



Casement (Interior)



Awning (Exterior)



Awning (Interior)

Available in dual and triple glaze for increased thermal and acoustic performance.

For increased energy efficiency, Low E glass and argon gas filling is standard.

Warm Edge Technology combined with Superspacer® improves the overall U-Value and energy ratings.

Standard multi point locking hardware offers exceptional operation with a single lever for ease of use.

Low-maintenance, extruded vinyl offers a weather-resistant, beautiful exterior finish.

Operating and fixed units have a common interior and exterior appearance for aesthetic uniformity.

4-5/8" jamb is built with jamb/drywall receiver.

Jamb extensions are available as primed, finger jointed pine, or cellular PVC.

Hidden steel reinforcement for larger sized windows.

SIZES

GoldenVinyl® casement and awning windows are available in a wide range of standard and custom sizes that will meet most new construction and renovation requirements.


Exact Frame Size	Width (min - max)	Height (min - max)
Casement	15-3/4" - 35-7/16" 400mm - 900mm	15-3/4" - 76-3/4" 400mm - 1950mm
Fixed Casement	15-3/4" - 70-7/8" 400mm - 1800mm	15-3/4" - 76-3/4" 400mm - 1950mm
Awning	19-11/16" - 55-1/8" 500mm - 1400mm	15-3/4" - 47-1/4" 400mm - 1200mm

Please reference the Sizing & Shapes section on the Professionals page available at www.goldenwindows.com for detailed information regarding rough opening, exact frame sizes, glass size and sizing limitations.

HARDWARE



White (Standard)



White (Encore)



Black (Encore)

PERFORMANCE

For additional specifications and performance information, including the most current energy efficiency data including Energy Ratings, U-Values, and Solar Heat Gain Coefficient numbers, please visit www.goldenwindows.com.

OPTIONS

Select from 4 standard colours: Golden White, Taupe, Sable, Black

28 optional colours available. Custom colours are available upon request

Multiple grille options including grilles between glass (GBG), and simulated divided lights (SDL)

Choose from Colonial, Victorian, Muskoka and Custom grille patterns

Standard white and upgraded Encore white or black hardware to choose from

Exterior brickmould options are available

White or black screens available

PERFORMANCE (CONTINUED)

1000 SERIES CASEMENT WINDOW (OPERATING)

Class CW-PG40: Size tested 900 x 1950 mm (35.43 x 76.77)-Type C
 Positive Design Pressure = 1920 Pa (40.01 psf)
 Negative Design Pressure = -1920 Pa (-40.01 psf)
 Water Penetration Resistance Test Pressure = 720 Pa (15.04 psf)
 Canadian Air Infiltration/Exfiltration = A3 Level

1000 SERIES CASEMENT WINDOW (FIXED)

Class CW-PG60: Size tested 1700 x 1700 mm (66.93 x 66.93)-Type FW
 Positive Design Pressure = 2280 Pa (60 psf)
 Negative Design Pressure = -2280 Pa (-60 psf)
 Water Penetration Resistance Test Pressure = 720 Pa (15.04 psf)
 Canadian Air Infiltration/Exfiltration = Fixed Level

1000 SERIES AWNING WINDOW (OPERATING)

Class LC-PG30: Size tested 1400 x 1200 mm (55.12 x 47.24)-Type AP
 Positive Design Pressure = 1440 Pa (30.08 psf)
 Negative Design Pressure = -1440 Pa (-30.08 psf)
 Water Penetration Resistance Test Pressure = 720 Pa (15.04 psf)
 Canadian Air Infiltration/Exfiltration = A3 Level

SINGLE & DOUBLE HUNG WINDOWS



Hung windows have operating sashes that move up and down allowing for ventilation on the top, bottom, or both. They offer a traditional look to any home with the added features of energy efficiency, and ease of cleaning and maintenance. One or both sashes tilt in to permit exterior cleaning from the inside, making it a great option for the second story of your home. Hung windows also have double weather stripping for draft-free comfort of ventilation combinations for controlled air circulation.

FEATURES & BENEFITS



Single Hung (Exterior)



Single Hung (Interior)



Double Hung (Exterior)



Double Hung (Interior)

SIZES

GoldenVinyl® single and double hung windows are available in a wide range of standard and custom sizes that will meet most new construction and renovation requirements.

Exact Frame Size	Width (min - max)	Height (min - max)
Single Hung	23-5/8" - 47-1/4" 600mm - 1200mm	35-7/16" - 76-3/4" 900mm - 1950mm
Double Hung	19-11/16" - 47-1/4" 500mm - 1200mm	35-7/16" - 76-3/4" 900mm - 1950mm

Please reference the Sizing & Shapes section on the Professionals page available at www.goldenwindows.com for detailed information regarding rough opening, exact frame sizes, glass size and sizing limitations.

HARDWARE



Sash Lock



Tilt Latch

Available in dual and triple glaze for increased thermal and acoustic performance.

For increased energy efficiency, Low E glass and argon gas filling is standard.

Warm Edge Technology combined with Superspacer® improves the overall U-Value and energy ratings.

Operating sashes that move up and down allowing for ventilation on the top, bottom, or both.

Effortless tilting of bottom (single and double hung) and top sashes (double hung) for easy cleaning and maintenance.

Compression weatherstripping at all critical points for year-round comfort.

Low-maintenance, extruded vinyl offers a weather resistant, beautiful exterior finish.

4-5/8" jamb is built with jamb/drywall receiver.

Jamb extensions are available as primed, finger jointed pine, or cellular PVC.

OPTIONS

Select from 4 standard colours: Golden White, Taupe, Sable, Black

28 optional colours available. Custom colours are available upon request

Multiple grille options including grilles between glass (GBG), and simulated divided lights (SDL)

Choose from Colonial, Victorian, Muskoka and Custom grille patterns

Standard white hardware and colour matched screens on exterior

Exterior brickmould options are available

PERFORMANCE

1000 SERIES SINGLE HUNG WINDOW

Class LC-PG35: Size tested 1200 x 1950 mm (47.24 x 76.77)-Type H
 Positive Design Pressure = 1680 Pa (35.09 psf)
 Negative Design Pressure = -1680 Pa (-35.09 psf)
 Water Penetration Resistance Test Pressure = 290 Pa (6.06 psf)
 Canadian Air Infiltration/Exfiltration = A3 Level

1000 SERIES DOUBLE HUNG WINDOW

Class LC-PG30: Size tested 1200 x 1950 mm (47.24 x 76.77)-Type H
 Positive Design Pressure = 1440 Pa (30.08 psf)
 Negative Design Pressure = -1440 Pa (-30.08 psf)
 Water Penetration Resistance Test Pressure = 510 Pa (10.65 psf)
 Canadian Air Infiltration/Exfiltration = A3 Level

For additional specifications and performance information, including the most current energy efficiency data including Energy Ratings, U-Values, and Solar Heat Gain Coefficient numbers, please visit www.goldenwindows.com.

SINGLE & DOUBLE SLIDER WINDOWS



A sliding window offers an energy efficient option to the traditional casement and awning window for your home. Slider windows open horizontally from the left or the right to provide a clean, elegant look, while offering maximum visibility to the outside. They can be opened fully to allow optimal ventilation into your home and are available in both single and double sash operation. With single sliders, only one sash operates, while the other side is fixed. Alternatively, with double sliders, both sashes operate and have the added feature of allowing both sashes to pivot inward for easy cleaning and maintenance.

FEATURES & BENEFITS



Single Slider (Exterior)



Single Slider (Interior)



Double Slider (Exterior)



Double Slider (Interior)

Available in dual and triple glaze for increased thermal and acoustic performance

For increased energy efficiency, Low E glass and argon gas filling is standard

Warm Edge Technology combined with Superspacer® improves the overall U-Value and energy ratings

Lift out single slider and tilt in double slider of one or two sashes for easy cleaning and maintenance

Compression weatherstripping at all critical points for year-round comfort

Low-maintenance, extruded vinyl offers a weather resistant, beautiful exterior finish

4-5/8" jamb is built with jamb/drywall receiver

Jamb extensions are available as primed, finger jointed pine, or cellular PVC

OPTIONS

Select from 4 standard colours: Golden White, Taupe, Sable, Black

28 optional colours available. Custom colours are available upon request

Multiple grille options including grilles between glass (GBG), and simulated divided lights (SDL)

Choose from Colonial, Victorian, Muskoka and Custom grille patterns

Standard white hardware and colour matched screens on exterior

Exterior brickmould options are available

SIZES

GoldenVinyl® single and double slider windows are available in a wide range of standard and custom sizes that will meet most new construction and renovation requirements.

Exact Frame Size	Width (min - max)	Height (min - max)
Single Slider	27-9/16" - 70-7/8" 700mm - 1800mm	15-3/4" - 59-1/16" 400mm - 1500mm
Double Slider	27-9/16" - 70-7/8" 700mm - 1800mm	15-3/4" - 59-1/16" 400mm - 1500mm

Please reference the Sizing & Shapes section on the Professionals page available at www.goldenwindows.com for detailed information regarding rough opening, exact frame sizes, glass size and sizing limitations.

HARDWARE



Sash Lock



Tilt Latch

PERFORMANCE

1000 SERIES SINGLE SLIDER WINDOW

Class LC-PG40: Size tested 1800 x 1500 mm (70.87 x 59.06)-Type HS
Positive Design Pressure = 1920 Pa (40.10 psf)
Negative Design Pressure = -1920 Pa (-40.10 psf)
Water Penetration Resistance Test Pressure = 330 Pa (6.89 psf)
Canadian Air Infiltration/Exfiltration = A3 Level

1000 SERIES DOUBLE SLIDER WINDOW

Class LC-PG25: Size tested 1800 x 1500 mm (70.87 x 59.06)-Type HS
Positive Design Pressure = 1440 Pa (30.08 psf)
Negative Design Pressure = -1440 Pa (-30.08 psf)
Water Penetration Resistance Test Pressure = 180 Pa (3.76 psf)
Canadian Air Infiltration/Exfiltration = A3 Level


For additional specifications and performance information, including the most current energy efficiency data including Energy Ratings, U-Values, and Solar Heat Gain Coefficient numbers, please visit www.goldenwindows.com.

PICTURE & ARCHITECTURAL WINDOWS



Picture and architectural windows are fixed windows designed to reside over awnings, casement, hung, or slider windows, or can be used individually. These windows have no operating hardware and offer a wide, unobstructed view of the outdoors. Architectural windows are available in a nearly unlimited range of shapes and sizes to match the style of your home, allowing homeowners to take advantage of the outdoors from the comfort of indoors while adding a dramatic flair to the home.

FEATURES & BENEFITS



Exterior



Interior

Available in dual and triple glaze for increased thermal and acoustic performance

For increased energy efficiency, Low E glass and argon gas filling is standard

Warm Edge Technology combined with Superspacer® improves the overall U-Value and energy ratings

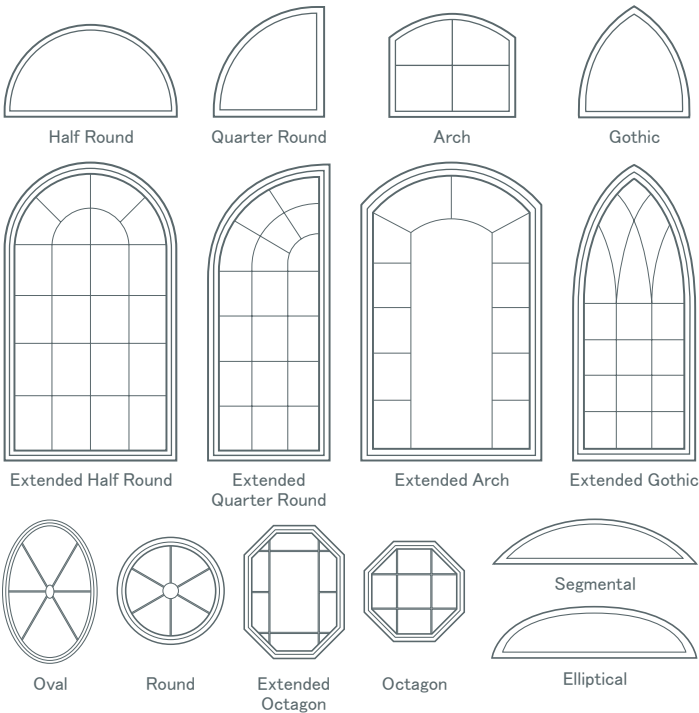
Low-maintenance, extruded vinyl offers a weather-resistant, beautiful exterior finish

4-5/8" jamb is built with jamb/drywall receiver

Jamb extensions are available as primed, finger jointed pine, or cellular PVC

Hidden steel reinforcement for larger sized windows

SHAPES



OPTIONS

Select from 4 standard colours: Golden White, Taupe, Sable, Black

28 optional colours available. Custom colours are available upon request

Multiple grille options including grilles between glass (GBG), and simulated divided lights (SDL)

Choose from Colonial, Victorian, Muskoka and Custom grille patterns

Exterior brickmould options are available

SIZES

GoldenVinyl® picture and architectural windows are available in a wide range of standard and custom sizes that will meet most new construction and renovation requirements.

Exact Frame Size	Width (min - max)	Height (min - max)
Rectangle	11-13/16" - 110-1/4" 300mm - 2800mm	11-13/16" - 110-1/4" 300mm - 2800mm
Half Round	23-5/8" - 94-1/2" 600mm - 2400mm	11-13/16" - 94-1/2" 300mm - 2400mm
Elliptical	55-1/8" - 94-1/2" 1400mm - 2400mm	13-3/4" - 23-5/8" 350mm - 600mm

*Maximum square footage of actual frame size cannot exceed 40 ft² or 3.72m².


Please reference the Sizing & Shapes section on the Professionals page available at www.goldenwindows.com for detailed information regarding rough opening, exact frame sizes, glass size and sizing limitations.

PERFORMANCE

1000 SERIES FIXED WINDOW

Class CW-PG60: Size Tested 1700 x 1700 mm (66.93 x 66.93)-Type FW
 Positive Design Pressure = 2280 Pa (60 psf)
 Negative Design Pressure = -2280 Pa (-60 psf)
 Water Penetration Resistance Test Pressure = 720 Pa (15.04 psf)
 Canadian Air Infiltration/Exfiltration = Fixed Level

For additional specifications and performance information, including the most current energy efficiency data including Energy Ratings, U-Values, and Solar Heat Gain Coefficient numbers, please visit www.goldenwindows.com.



Golden Windows is focused and committed to protecting our environment. Our manufacturing team is constantly looking for ways to maximize resources and reduce waste, while providing our customers with long lasting, energy efficient windows and doors. Golden Windows is a proud ENERGY STAR® participant, offering the benefits of energy savings, improved interior comfort, additional protection of your home's interior and reduced condensation.

GOLDENWINDOWS

In 1961, Golden Windows began as a small Kitchener millwork plant with only a handful of employees under the name Golden Triangle Windows. Over the six decades the company has been in operation, much has changed, both in consumer taste and window innovation, but it remains a family owned and operated organization. By focusing on the needs and desires of our customers, the business has continued to grow and expand. Golden Windows is now an integrated designer, manufacturer and distributor of quality windows and doors servicing Ontario, portions of the United States and other countries such as the Cayman Islands, Great Britain and Japan.

Golden Windows is a reliable source for high quality products manufactured at our facility in Kitchener, Ontario. We combine a highly skilled, craftsman oriented workforce with the latest technology to produce aluminum, wood and vinyl windows and doors that exceed your need for energy efficiency, natural air flow and easy cleaning and maintenance. This is done by partnering with our suppliers and quality builders, renovators and dealers to satisfy your every need.

By being one of only a few window and door companies that have obtained the ISO 9001 designation, we are able to consistently provide exceptional lead times and on-time delivery of these superior products. By believing in a philosophy of continuous improvement, our products have been designed to provide you with trouble-free performance. We are confident that you will enjoy your Golden Windows for many years to come.

Golden Windows has retail locations in Kitchener, London and Kanata. Our products are also available through quality builders, renovators and dealers.

KANATA SHOWROOM

1112 March Road, Kanata ON K2W 1B9
Phone: 613-592-9111
Fax: 613-592-0888

KITCHENER HEAD OFFICE AND SHOWROOM

300 Bridge Street East, Kitchener ON N2K 2Y5
Phone: 519-579-3810 or 1-800-265-2290
Fax: 519-579-8900

LONDON SHOWROOM

309 Exeter Road, London ON N6L 1C1
Phone: 519-652-1677
Fax: 519-652-9110

SERVICE DEPARTMENT

300 Bridge Street East, Kitchener ON N2K 2Y5
Phone: 519-772-0526 or 1-877-293-7850



www.goldenwindows.com

