

GOLDENCLAD CASEMENT WINDOWS ELEVATIONS

	OPENING					
	16 3/4"	20 11/16"	24 5/8"	28 9/16"	32 1/2"	36 7/16"
	[425]	[525]	[625]	[725]	[825]	[925]
FRAME	15 3/4"	19 11/16"	23 5/8"	27 9/16"	31 1/2"	35 7/16"
	[400]	[500]	[600]	[700]	[800]	[900]
GLASS	11 1/8"	15 1/16"	19"	22 15/16"	26 7/8"	30 13/16"
	[282]	[382]	[482]	[582]	[682]	[782]
FIXED UNITS						
16 3/4"	AC0404	AC0504	AC0604	AC0704	AC0804	AC0904
20 11/16"	AC0405	AC0505	AC0605	AC0705	AC0805	AC0905
24 5/8"	AC0406	AC0506	AC0606	AC0706	AC0806	AC0906
32 1/2"	AC0408	AC0508	AC0608	AC0708	AC0808 Ec	AC0908
36 7/16"	AC0409	AC0509	AC0609	AC0709 Ec	AC0809 Ec	AC0909 E1
40 3/8"	AC0410	AC0510	AC0610 Ec*	AC0710 Ec	AC0810 E1	AC0910 E2
48 1/4"	AC0412	AC0512	AC0612 Ec*	AC0712 Ec E2*	AC0812 E2	AC0912 E2
56 7/8"	AC0414	AC0514	AC0614 Ec*	AC0714 Ec E2*	AC0814 E2	AC0914 E2
60 1/16"	AC0415	AC0515	AC0615 Ec*	AC0715 Ec E2*	AC0815 E2	AC0915 E2
64"	AC0416	AC0516	AC0616 Ec*	AC0716 Ec E2*	AC0816 E2	AC0916 E2
71 7/8"	AC0418	AC0518	AC0618 Ec*	AC0718 Ec E2*	AC0818 E2	AC0918 E2
77 3/4"	AC041950	AC051950	AC061950 Ec*	AC071950 Ec E2*	AC081950 E2	AC091950

Egress Note:

Ec = Window meets the 2012 Ontario Building Code where each such window shall provide an individual, unobstructed open portion having a minimum area of 3.8ft² (0.35m²) with no dimensions less than 15" (380mm).

E1 = Window has an individual, unobstructed open portion of no less than 20" (508mm) in width, 24" (610mm) in height and a minimum area of 5.0ft² (0.46m²).

E2 = Window has an individual, unobstructed open portion of no less than 20" (508mm) in width, 24" (610mm) in height and a minimum area of 5.7ft² (0.53m²).

***** = The window will meet that egress requirement when the optional Egress Hinge is ordered on the window (the Egress Hinge will restrict the sash's opening to approximately 85°).

GOLDENCLAD CASEMENT WINDOWS VICTORIAN ELEVATIONS

<div style="display: flex; flex-direction: column; align-items: center;"> <div style="writing-mode: vertical-rl; transform: rotate(180deg);">OPENING</div> <div style="writing-mode: vertical-rl; transform: rotate(180deg);">FRAME</div> <div style="writing-mode: vertical-rl; transform: rotate(180deg);">GLASS</div> </div>		16-3/4"	20 11/16"	24 5/8"	28 9/16"	32 1/2"	36 7/16"					
		[425]	[525]	[625]	[725]	[825]	[925]					
		15 3/4"	19 11/16"	23 5/8"	27 9/16"	31 1/2"	35 7/16"					
		[400]	[500]	[600]	[700]	[800]	[900]					
		11 1/8"	15 1/16"	19"	22 15/16"	26 7/8"	30 13/16"					
		[282]	[382]	[482]	[582]	[682]	[782]					
FIXED UNITS												
16 3/4"	20 11/16"	24 5/8"	28 9/16"	32 1/2"	36 7/16"	<p>Egress Note:</p> <p>Ec = Window meets the 2012 Ontario Building Code where each such window shall provide an individual, unobstructed open portion having a minimum area of 3.8ft² (0.35m²) with no dimensions less than 15" (380mm).</p> <p>E1 = Window has an individual, unobstructed open portion of no less than 20" (508mm) in width, 24" (610mm) in height and a minimum area of 5.0ft² (0.46m²).</p> <p>E2 = Window has an individual, unobstructed open portion of no less than 20" (508mm) in width, 24" (610mm) in height and a minimum area of 5.7ft² (0.53m²).</p> <p>* = The window will meet that egress requirement when the optional Egress Hinge is ordered on the window (the Egress Hinge will restrict the sash's opening to approximately 85').</p>						
20 11/16"	24 5/8"	28 9/16"	32 1/2"	36 7/16"	AC0404			AC0504	AC0604	AC0704	AC0804	AC0904
24 5/8"	28 9/16"	32 1/2"	36 7/16"		AC0405			AC0505	AC0605	AC0705	AC0805	AC0905
28 9/16"	32 1/2"	36 7/16"			AC0406			AC0506	AC0606	AC0706	AC0806	AC0906
32 1/2"	36 7/16"				AC0408			AC0508	AC0608	AC0708	AC0808	AC0908
36 7/16"					AC0409			AC0509	AC0609	AC0709	AC0809	AC0909
40 3/8"					AC0410			AC0510	AC0610	AC0710	AC0810	AC0910
48 1/4"					AC0412			AC0512	AC0612	AC0712	AC0812	AC0912
56 7/8"					AC0414			AC0514	AC0614	AC0714	AC0814	AC0914
60 1/16"					AC0415			AC0515	AC0615	AC0715	AC0815	AC0915
64"					AC0416			AC0516	AC0616	AC0716	AC0816	AC0916
71 7/8"					AC0418			AC0518	AC0618	AC0718	AC0818	AC0918
77 3/4"					AC041950			AC051950	AC061950	AC071950	AC081950	AC091950

GOLDENCLAD CASEMENT WINDOWS COLONIAL ELEVATIONS

	OPENING					
	16 3/4"	20 11/16"	24 5/8"	28 9/16"	32 1/2"	36 7/16"
	[425]	[525]	[625]	[725]	[825]	[925]
	FRAME					
	15 3/4"	19 11/16"	23 5/8"	27 9/16"	31 1/2"	35 7/16"
	[400]	[500]	[600]	[700]	[800]	[900]
	GLASS					
	11 1/8"	15 1/16"	19"	22 15/16"	26 7/8"	30 13/16"
	[282]	[382]	[482]	[582]	[682]	[782]
	FIXED UNITS					
OPERATING OR FIXED UNITS	16 3/4"	20 11/16"	24 5/8"	28 9/16"	32 1/2"	36 7/16"
	AC0404	AC0504	AC0604	AC0704	AC0804	AC0904
	AC0405	AC0505	AC0605	AC0705	AC0805	AC0905
	AC0406	AC0506	AC0606	AC0706	AC0806	AC0906
	AC0408	AC0508	AC0608	AC0708	AC0808	AC0908
	AC0409	AC0509	AC0609	AC0709	AC0809	AC0909
	AC0410	AC0510	AC0610	AC0710	AC0810	AC0910
	AC0412	AC0512	AC0612	AC0712	AC0812	AC0912
	AC0414	AC0514	AC0614	AC0714	AC0814	AC0914
	AC0415	AC0515	AC0615	AC0715	AC0815	AC0915
	AC0416	AC0516	AC0616	AC0716	AC0816	AC0916
	AC0418	AC0518	AC0618	AC0718	AC0818	AC0918
	AC041950	AC051950	AC061950	AC071950	AC081950	AC091950

Egress Note:




























































Ec = Window meets the 2012 Ontario Building Code where each such window shall provide an individual, unobstructed open portion having a minimum area of 3.8ft² (0.35m²) with no dimensions less than 15" (380mm).

E1 = Window has an individual, unobstructed open portion of no less than 20" (508mm) in width, 24" (610mm) in height and a minimum area of 5.0ft² (0.46m²).

E2 = Window has an individual, unobstructed open portion of no less than 20" (508mm) in width, 24" (610mm) in height and a minimum area of 5.7ft² (0.53m²).

***** = The window will meet that egress requirement when the optional Egress Hinge is ordered on the window (the Egress Hinge will restrict the sash's opening to approximately 85').

GOLDENCLAD CASEMENT WINDOWS COLONIAL ELEVATIONS

	40 3/8" [1025]	48 1/4" [1225]	56 1/8" [1425]	64" [1625]	71 7/8" [1825]
OPENING	39 3/8" [1000]	47 1/4" [1200]	55 1/8" [1400]	63" [1600]	70 7/8" [1800]
FRAME	34 3/4" [882]	42 5/8" [1082]	50 1/2" [1282]	58 3/8" [1482]	66 1/4" [1682]
GLASS					
			FIXED UNITS		
16 3/4" [425]					
20 11/16" [525]	AC1004	AC1204	AC1404	AC1604	AC1804
24 5/8" [625]					
32 1/2" [825]	AC1005	AC1205	AC1405	AC1605	AC1805
36 7/16" [925]					
40 3/8" [1025]	AC1006	AC1206	AC1406	AC1606	AC1806
48 1/4" [1225]					
56 1/8" [1425]	AC1008	AC1208	AC1408	AC1608	AC1808
64" [1625]					
71 7/8" [1825]	AC1009	AC1209	AC1409	AC1609	AC1809
76 3/4" [1950]					
81 1/4" [2075]	AC1010	AC1210	AC1410	AC1610	AC1810
85 7/8" [2175]					
90 1/4" [2275]	AC1012	AC1212	AC1412	AC1612	AC1812
94 7/8" [2375]					
99 1/4" [2475]	AC1014	AC1214	AC1414	AC1614	AC1814
103 7/8" [2575]					
108 1/4" [2675]	AC1015	AC1215	AC1415	AC1615	AC1815
112 7/8" [2775]					
117 1/4" [2875]	AC1016	AC1216	AC1416	AC1616	AC1816
121 7/8" [2975]					
126 1/4" [3075]	AC1018	AC1218	AC1418	AC1618	AC1818
130 7/8" [3175]					
135 1/4" [3275]	AC101950	AC121950	AC141950	AC161950	

GOLDENCLAD CASEMENT WINDOWS MUSKOKA ELEVATIONS

	OPENING					
	16 3/4"	20 11/16"	24 5/8"	28 9/16"	32 1/2"	36 7/16"
	[425]	[525]	[625]	[725]	[825]	[925]
FRAME	15 3/4"	19 11/16"	23 5/8"	27 9/16"	31 1/2"	35 7/16"
	[400]	[500]	[600]	[700]	[800]	[900]
GLASS	11 1/8"	15 1/16"	19"	22 15/16"	26 7/8"	30 13/16"
	[282]	[382]	[482]	[582]	[682]	[782]
FIXED UNITS						
	AC0404	AC0504	AC0604	AC0704	AC0804	AC0904
	AC0405	AC0505	AC0605	AC0705	AC0805	AC0905
	AC0406	AC0506	AC0606	AC0706	AC0806	AC0906
	AC0408	AC0508	AC0608	AC0708	AC0808 Ec	AC0908
	AC0409	AC0509	AC0609	AC0709 Ec	AC0809 Ec	AC0909 E1
	AC0410	AC0510	AC0610 Ec*	AC0710 Ec	AC0810 E1	AC0910 E2
	AC0412	AC0512	AC0612 Ec*	AC0712 Ec E2*	AC0812 E2	AC0912 E2
	AC0414	AC0514	AC0614 Ec*	AC0714 Ec E2*	AC0814 E2	AC0914 E2
	AC0415	AC0515	AC0615 Ec*	AC0715 Ec E2*	AC0815 E2	AC0915 E2
	AC0416	AC0516	AC0616 Ec*	AC0716 Ec E2*	AC0816 E2	AC0916 E2
	AC0418	AC0518	AC0618 Ec*	AC0718 Ec E2*	AC0818 E2	AC0918 E2
	AC041950	AC051950	AC061950 Ec*	AC071950 Ec E2*	AC081950 E2	AC091950

Egress Note:








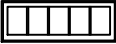









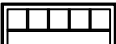




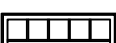









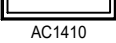
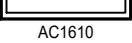
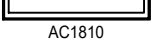







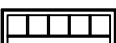
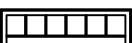
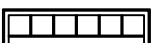


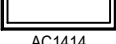
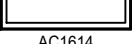
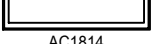






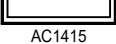
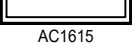
Ec = Window meets the 2012 Ontario Building Code where each such window shall provide an individual, unobstructed open portion having a minimum area of 3.8ft² (0.35m²) with no dimensions less than 15" (380mm).

E1 = Window has an individual, unobstructed open portion of no less than 20" (508mm) in width, 24" (610mm) in height and a minimum area of 5.0ft² (0.46m²).

E2 = Window has an individual, unobstructed open portion of no less than 20" (508mm) in width, 24" (610mm) in height and a minimum area of 5.7ft² (0.53m²).

* = The window will meet that egress requirement when the optional Egress Hinge is ordered on the window (the Egress Hinge will restrict the sash's opening to approximately 85').

GOLDENCLAD CASEMENT WINDOWS MUSKOKA ELEVATIONS

	40 3/8" [1025]	48 1/4" [1225]	56 1/8" [1425]	64" [1625]	71 7/8" [1825]
OPENING	39 3/8" [1000]	47 1/4" [1200]	55 1/8" [1400]	63" [1600]	70 7/8" [1800]
FRAME	34 3/4" [882]	42 5/8" [1082]	50 1/2" [1282]	58 3/8" [1482]	66 1/4" [1682]
GLASS					
			FIXED UNITS		
16 3/4" [425]	 AC1004	 AC1204	 AC1404	 AC1604	 AC1804
20 11/16" [525]	 AC1005	 AC1205	 AC1405	 AC1605	 AC1805
24 5/8" [625]	 AC1006	 AC1206	 AC1406	 AC1606	 AC1806
32 1/2" [825]	 AC1008	 AC1208	 AC1408	 AC1608	 AC1808
36 7/16" [925]	 AC1009	 AC1209	 AC1409	 AC1609	 AC1809
40 3/8" [1025]	 AC1010	 AC1210	 AC1410	 AC1610	 AC1810
48 1/4" [1225]	 AC1012	 AC1212	 AC1412	 AC1612	 AC1812
56 1/8" [1425]	 AC1014	 AC1214	 AC1414	 AC1614	 AC1814
60 1/16" [1525]	 AC1015	 AC1215	 AC1415	 AC1615	 AC1815
64" [1625]	 AC1016	 AC1216	 AC1416	 AC1616	 AC1816
71 7/8" [1825]	 AC1018	 AC1218	 AC1418	 AC1618	
77 3/4" [1975]	 AC101950	 AC121950	 AC141950	 AC161950	