




















































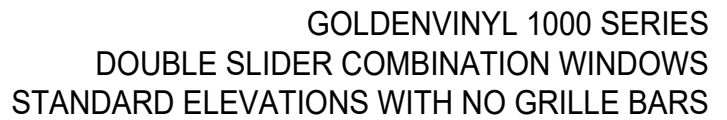
<div> <div>OPENING</div> <div>FRAME</div> <div>GLASS</div> </div>		28 9/16"	32 1/2"	36 7/16"	40 3/8"	48 1/4"	56 1/8"	64"	71 7/8"
		[725]	[825]	[925]	[1025]	[1225]	[1425]	[1625]	[1825]
		27 9/16"	31 1/2"	35 7/16"	39 3/8"	47 1/4"	55 1/8"	63"	70 7/8"
		[700]	[800]	[900]	[1000]	[1200]	[1400]	[1600]	[1800]
OUTER SASH	INNER SASH	10 3/4"	12 3/4"	14 11/16"	16 11/16"	20 5/8"	24 9/16"	28 1/2"	32 7/16"
		[273.4]	[323.4]	[373.4]	[423.4]	[523.4]	[623.4]	[723.4]	[823.4]
		 PDS0705	 PDS0805	 PDS0905	 PDS1005	 PDS1205	 PDS1405		
		 PDS0706	 PDS0806	 PDS0906	 PDS1006	 PDS1206	 PDS1406	 PDS1606	 PDS1806 Ec
		 PDS0708	 PDS0808	 PDS0908	 PDS1008	 PDS1208	 PDS1408 Ec	 PDS1608 Ec	 PDS1808 E1
		 PDS0709	 PDS0809	 PDS0909	 PDS1009	 PDS1209 Ec	 PDS1409 Ec	 PDS1609 E1	 PDS1809 E2
		 PDS0710	 PDS0810	 PDS0910	 PDS1010	 PDS1210 Ec	 PDS1410 E1	 PDS1610 E2	 PDS1810 E2
			 PDS0812	 PDS0912	 PDS1012	 PDS1212 Ec	 PDS1412 E2	 PDS1612 E2	 PDS1812 E2
				 PDS0915	 PDS1015	 PDS1215 Ec	 PDS1415 E2	 PDS1615 E2	 PDS1815 E2

Egress Note:

Ec = Window meets the 2012 Ontario Building Code where each such window shall provide an individual, unobstructed open portion having a minimum area of 3.8ft² (0.35m²) with no dimensions less than 15" (380mm).

E1 = Window has an individual, unobstructed open portion of no less than 20" (508mm) in width, 24" (610mm) in height and a minimum area of 5.0ft² (0.46m²).

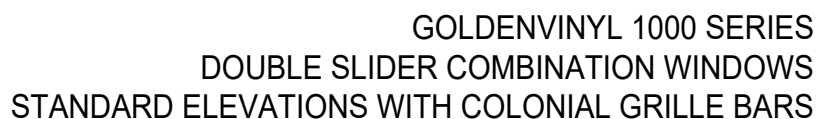
E2 = Window has an individual, unobstructed open portion of no less than 20" (508mm) in width, 24" (610mm) in height and a minimum area of 5.7ft² (0.53m²).

FEB 2022

<div> <div>OPENING</div> <div>FRAME</div> <div>GLASS</div> </div>		28 9/16"	32 1/2"	36 7/16"	40 3/8"	48 1/4"	56 1/8"	64"	71 7/8"
		[725]	[825]	[925]	[1025]	[1225]	[1425]	[1625]	[1825]
		27 9/16"	31 1/2"	35 7/16"	39 3/8"	47 1/4"	55 1/8"	63"	70 7/8"
		[700]	[800]	[900]	[1000]	[1200]	[1400]	[1600]	[1800]
		10 3/4"	12 3/4"	14 11/16"	16 11/16"	20 5/8"	24 9/16"	28 1/2"	32 7/16"
		[273.4]	[323.4]	[373.4]	[423.4]	[523.4]	[623.4]	[723.4]	[823.4]
OPERATING UNITS	OUTER SASH	PDS0704	PDS0804	PDS0904	PDS1004	PDS1204			
	INNER SASH	PDS0705	PDS0805	PDS0905	PDS1005	PDS1205	PDS1405		
		PDS0706	PDS0806	PDS0906	PDS1006	PDS1206	PDS1406	PDS1606	PDS1806 Ec
		PDS0708	PDS0808	PDS0908	PDS1008	PDS1208	PDS1408 Ec	PDS1608 Ec	PDS1808 E1
		PDS0709	PDS0809	PDS0909	PDS1009	PDS1209 Ec	PDS1409 Ec	PDS1609 E1	PDS1809 E2
		PDS0710	PDS0810	PDS0910	PDS1010	PDS1210 Ec	PDS1410 E1	PDS1610 E2	PDS1810 E2
			PDS0812	PDS0912	PDS1012	PDS1212 Ec	PDS1412 E2	PDS1612 E2	PDS1812 E2
				PDS0915	PDS1015	PDS1215 Ec	PDS1415 E2	PDS1615 E2	PDS1815 E2

























































Egress Note:

- Ec = Window meets the 2012 Ontario Building Code where each such window shall provide an individual, unobstructed open portion having a minimum area of 3.8ft² (0.35m²) with no dimensions less than 15" (380mm).
- E1 = Window has an individual, unobstructed open portion of no less than 20" (508mm) in width, 24" (610mm) in height and a minimum area of 5.0ft² (0.46m²).
- E2 = Window has an individual, unobstructed open portion of no less than 20" (508mm) in width, 24" (610mm) in height and a minimum area of 5.7ft² (0.53m²).



Egress Note:

FEB 2022

<div> <div>OPENING</div> <div>FRAME</div> <div>GLASS</div> </div>		28 9/16"	32 1/2"	36 7/16"	40 3/8"	48 1/4"	56 1/8"	64"	71 7/8"
		[725]	[825]	[925]	[1025]	[1225]	[1425]	[1625]	[1825]
		27 9/16"	31 1/2"	35 7/16"	39 3/8"	47 1/4"	55 1/8"	63"	70 7/8"
		[700]	[800]	[900]	[1000]	[1200]	[1400]	[1600]	[1800]
		10 3/4"	12 3/4"	14 11/16"	16 11/16"	20 5/8"	24 9/16"	28 1/2"	32 7/16"
		[273.4]	[323.4]	[373.4]	[423.4]	[523.4]	[623.4]	[723.4]	[823.4]
OUTER SASH	16 3/4"								
		PDS0704	PDS0804	PDS0904	PDS1004	PDS1204			
	20 11/16"								
		PDS0705	PDS0805	PDS0905	PDS1005	PDS1205	PDS1405		
	24 5/8"								
		PDS0706	PDS0806	PDS0906	PDS1006	PDS1206	PDS1406	PDS1606	PDS1806
	32 1/2"								
		PDS0708	PDS0808	PDS0908	PDS1008	PDS1208	PDS1408	PDS1608	PDS1808
	36 7/16"								
		PDS0709	PDS0809	PDS0909	PDS1009	PDS1209	PDS1409	PDS1609	PDS1809
INNER SASH	40 3/8"								
		PDS0710	PDS0810	PDS0910	PDS1010	PDS1210	PDS1410	PDS1610	PDS1810
	48 1/4"								
			PDS0812	PDS0912	PDS1012	PDS1212	PDS1412	PDS1612	PDS1812
	60 1/16"								
				PDS0915	PDS1015	PDS1215	PDS1415	PDS1615	PDS1815
	59 1/16"								
	53 1/8"								
	41 5/16"								
	42 5/16"								

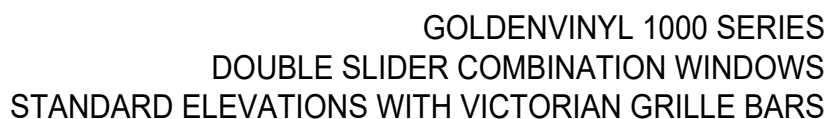
OPERATING UNITS

Egress Note:

Ec = Window meets the 2012 Ontario Building Code where each such window shall provide an individual, unobstructed open portion having a minimum area of 3.8ft² (0.35m²) with no dimensions less than 15" (380mm).

E1 = Window has an individual, unobstructed open portion of no less than 20" (508mm) in width, 24" (610mm) in height and a minimum area of 5.0ft² (0.46m²).

E2 = Window has an individual, unobstructed open portion of no less than 20" (508mm) in width, 24" (610mm) in height and a minimum area of 5.7ft² (0.53m²).

FEB 2022

		28 9/16" [725]	32 1/2" [825]	36 7/16" [925]	40 3/8" [1025]	48 1/4" [1225]	56 1/8" [1425]	64" [1625]	71 7/8" [1825]
		27 9/16" [700]	31 1/2" [800]	35 7/16" [900]	39 3/8" [1000]	47 1/4" [1200]	55 1/8" [1400]	63" [1600]	70 7/8" [1800]
		10 3/4" [273.4]	12 3/4" [323.4]	14 11/16" [373.4]	16 11/16" [423.4]	20 5/8" [523.4]	24 9/16" [623.4]	28 1/2" [723.4]	32 7/16" [823.4]
OPENING	FRAME	16 3/4" [425]	15 3/4" [400]	13 3/4" [349.9]	14 3/4" [375.3]				
	GLASS	20 11/16" [525]	19 11/16" [500]	17 11/16" [449.9]	18 11/16" [475.3]				
	OPERATING UNITS	24 5/8" [625]	23 5/8" [600]	25 9/16" [649.9]	26 9/16" [675.3]				
		32 1/2" [825]	31 1/2" [800]	29 1/2" [749.9]	30 1/2" [775.3]				
		36 7/16" [925]	35 7/16" [900]	33 7/16" [849.9]	34 7/16" [875.3]				
		40 3/8" [1025]	39 3/8" [1000]	37 1/16" [949.9]	38 1/16" [975.3]				
		48 1/4" [1225]	47 1/4" [1200]	41 5/16" [1049.9]	42 5/16" [1075.3]				
		60 1/16" [1525]	59 1/16" [1500]	53 1/8" [1349.9]	54 1/8" [1375.3]				
OUTER									
SASH									
INNER									
SASH									

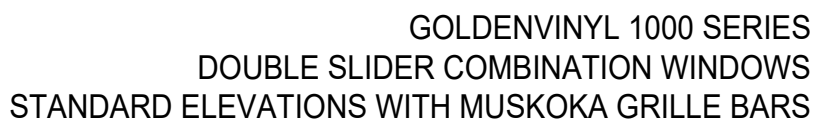
PDS0704	PDS0804	PDS0904	PDS1004	PDS1204					
PDS0705	PDS0805	PDS0905	PDS1005	PDS1205	PDS1405				
PDS0706	PDS0806	PDS0906	PDS1006	PDS1206	PDS1406	PDS1606	PDS1806	Ec	
PDS0708	PDS0808	PDS0908	PDS1008	PDS1208	PDS1408	PDS1608	PDS1808	E1	
PDS0709	PDS0809	PDS0909	PDS1009	PDS1209	PDS1409	PDS1609	PDS1809	E2	
PDS0710	PDS0810	PDS0910	PDS1010	PDS1210	PDS1410	PDS1610	PDS1810	E2	
	PDS0812	PDS0912	PDS1012	PDS1212	PDS1412	PDS1612	PDS1812	E2	
			PDS1015	PDS1215	PDS1415	PDS1615	PDS1815	E2	

Egress Note:

Ec = Window meets the 2012 Ontario Building Code where each such window shall provide an individual, unobstructed open portion having a minimum area of 3.8ft² (0.35m²) with no dimensions less than 15" (380mm).

E1 = Window has an individual, unobstructed open portion of no less than 20" (508mm) in width, 24" (610mm) in height and a minimum area of 5.0ft² (0.46m²).

E2 = Window has an individual, unobstructed open portion of no less than 20" (508mm) in width, 24" (610mm) in height and a minimum area of 5.7ft² (0.53m²).



Egress Note:

Ec = Window meets the 2012 Ontario Building Code where each such window shall provide an individual, unobstructed open portion having a minimum area of 3.8ft^2 (0.35m^2) with no dimensions less than 15" (380mm).

E1 = Window has an individual, unobstructed open portion of no less than 20" (508mm) in width, 24" (610mm) in height and a minimum area of 5.0ft^2 (0.46m^2).

E2 = Window has an individual, unobstructed open portion of no less than 20" (508mm) in width, 24" (610mm) in height and a minimum area of 5.7ft^2 (0.53m^2).